

# Normandy Oaks Public Input Process



# Charrette

## **What did participants do?**

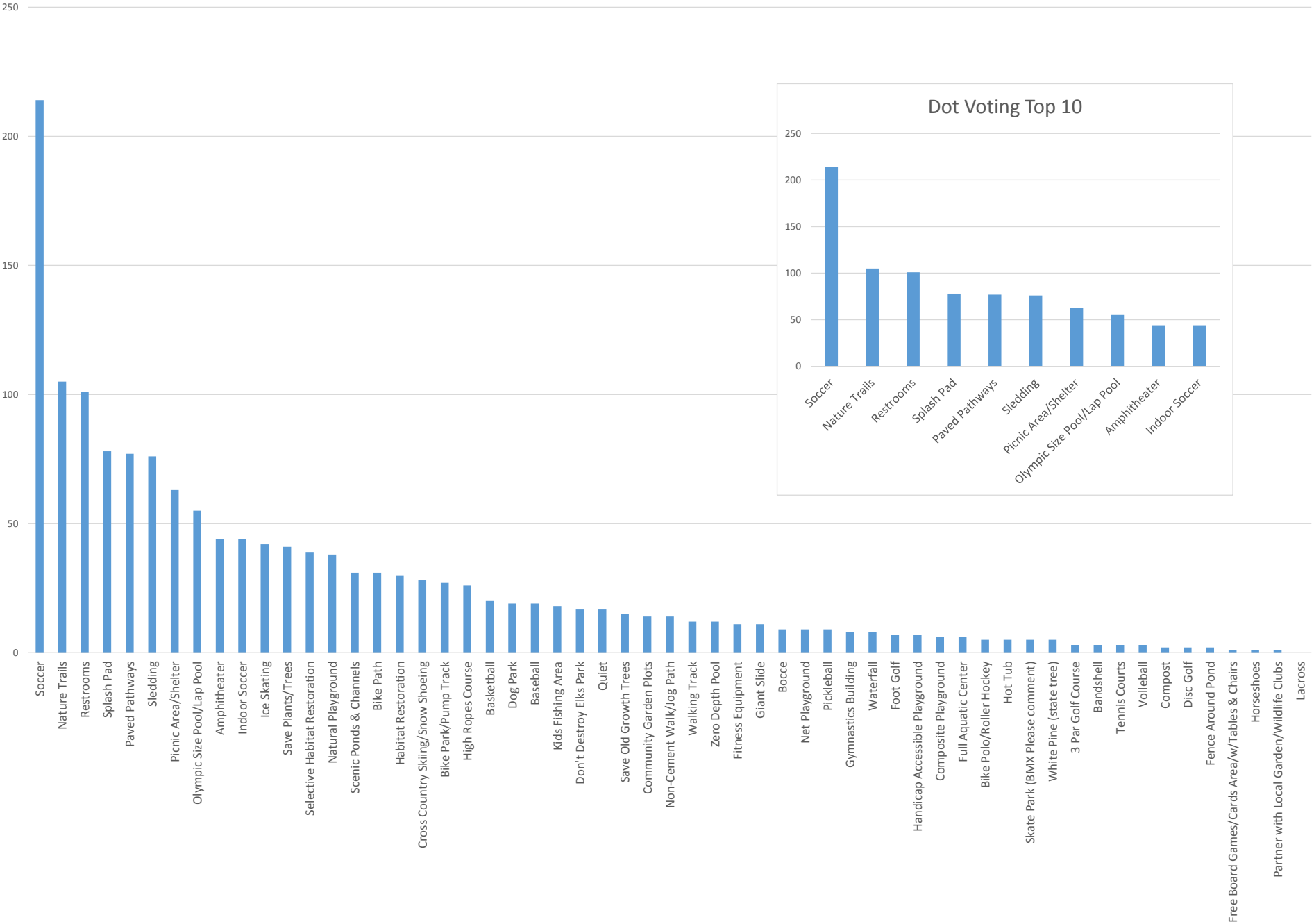
- Dot Voting
- Table Top Design
- White Boards (Recorded Comments)
- Conversations
- Site Tour
- Online Survey

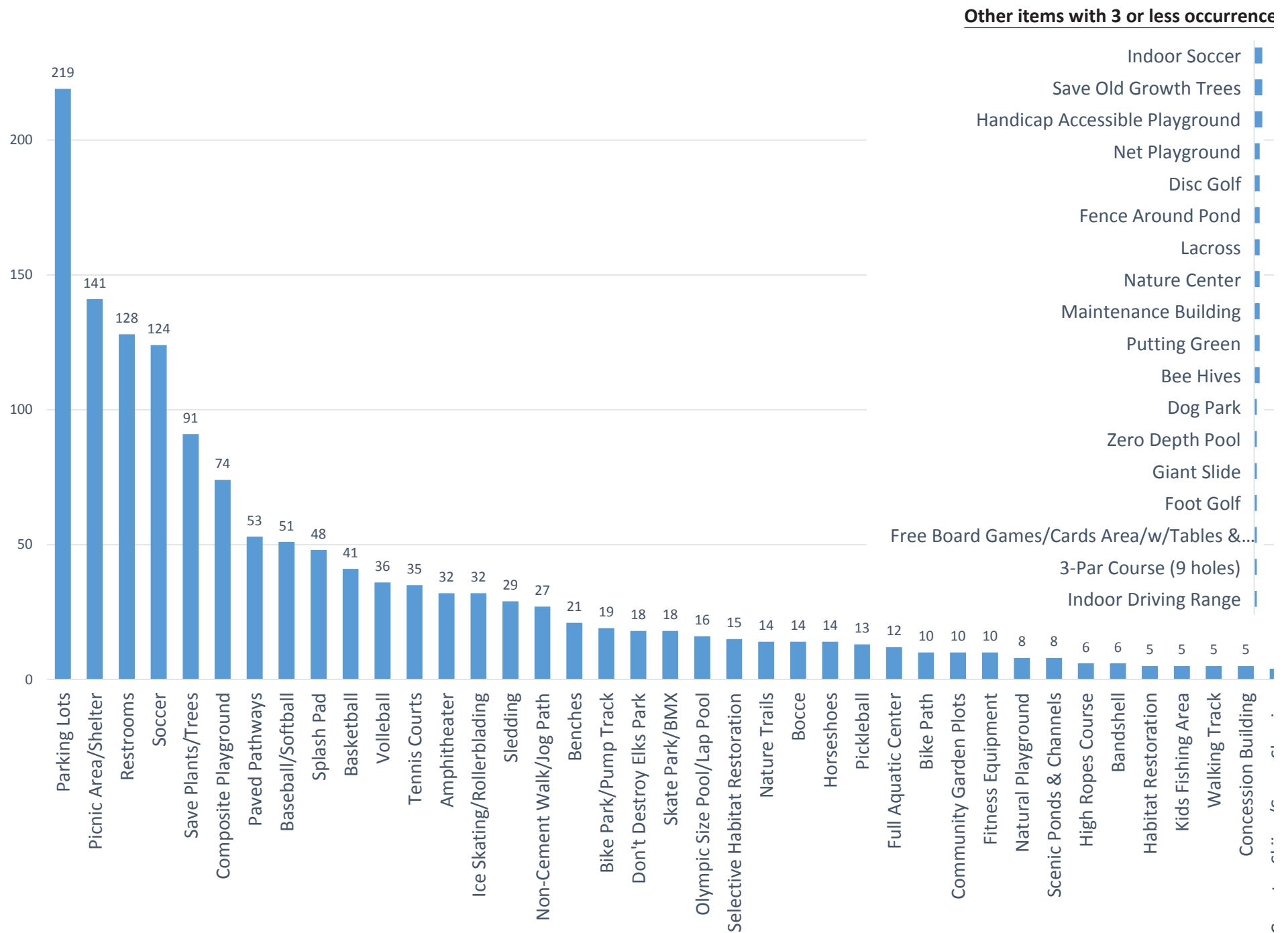
# Charrette

## **Results**

- 500+ Attendees
- 99 participant-created designs
- 1499 votes cast by dot voting
- 29 features mentioned in written comments
- 250 people took the online survey because they heard about it at the charrette

# Dot Voting Totals



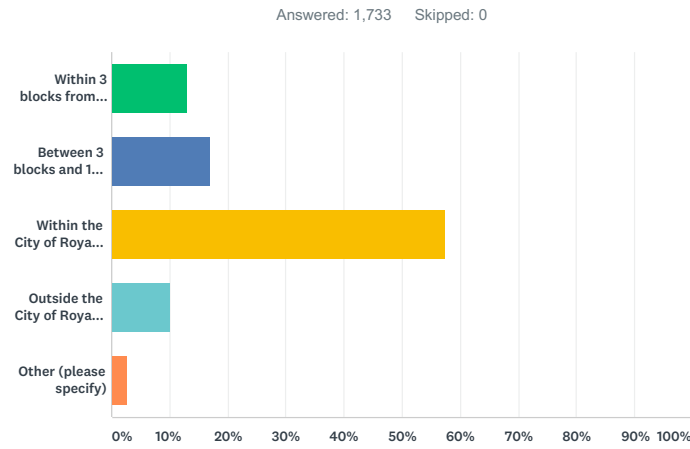


# Survey Facts

- Open from 10/28 through 11/21
- 14 Questions
- 11 Multiple Choice
- 3 Open Ended
- As of 11/20/2017 - **1735 Respondants**
- 88-90% of respondents were residents
- 15% of respondents attended the charrette

# Normandy Oaks Park

## Q1 Where do you reside in relation to Normandy Oaks Park?

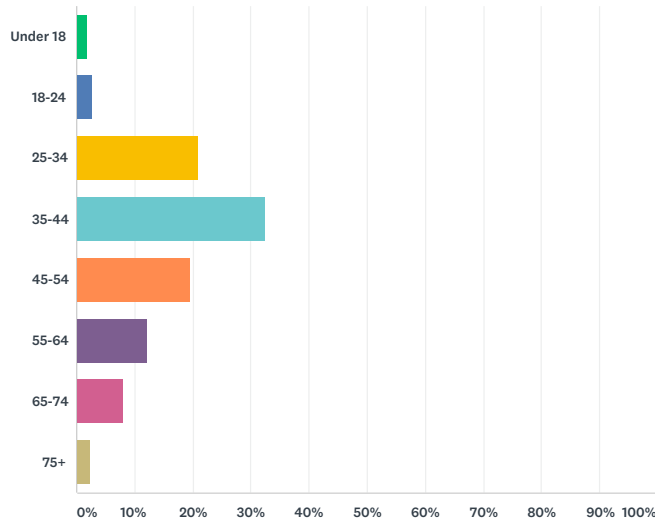


ANSWER CHOICES	RESPONSES	
Within 3 blocks from park	12.87%	223
Between 3 blocks and 1/2 mile from park	17.02%	295
Within the City of Royal Oak	57.36%	994
Outside the City of Royal Oak	9.98%	173
Other (please specify)	2.77%	48
<b>TOTAL</b>		<b>1,733</b>

# Normandy Oaks Park

## Q2 What is your age?

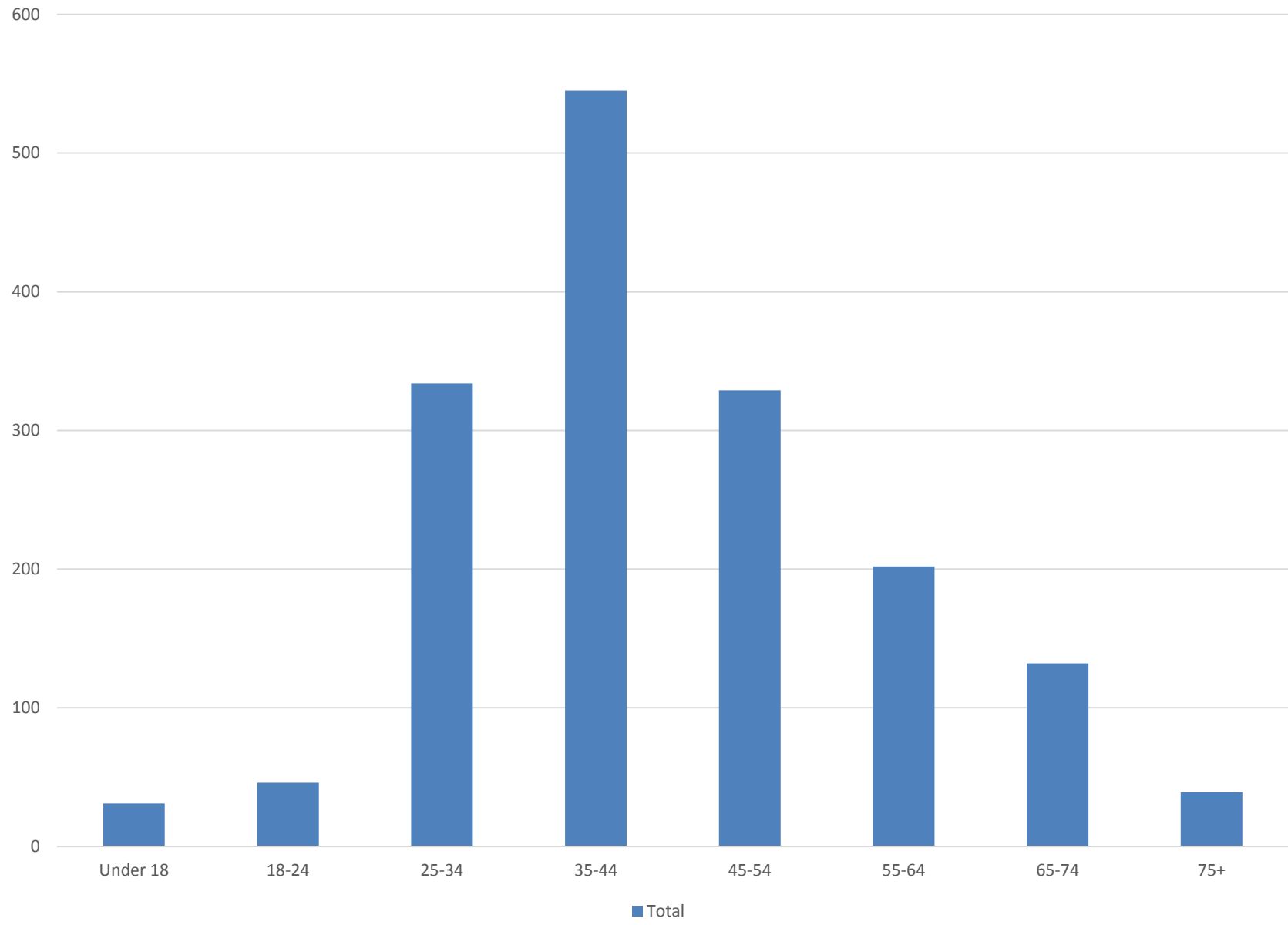
Answered: 1,704 Skipped: 29



ANSWER CHOICES	RESPONSES	
Under 18	1.82%	31
18-24	2.82%	48
25-34	21.01%	358
35-44	32.51%	554
45-54	19.54%	333
55-64	12.03%	205
65-74	7.98%	136
75+	2.29%	39
TOTAL		1,704

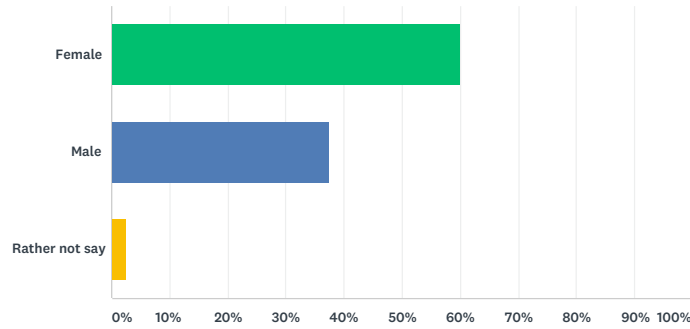


Number of Respondants by Age



### Q3 What is your gender?

Answered: 1,685 Skipped: 48

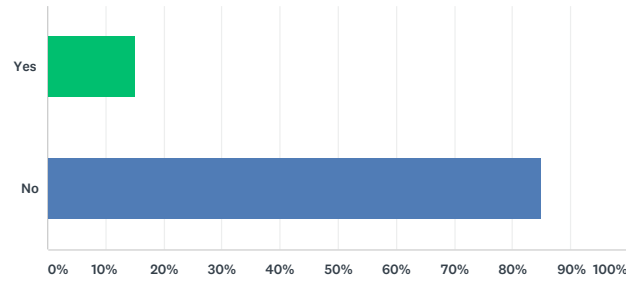


ANSWER CHOICES	RESPONSES	
Female	60.06%	1,012
Male	37.51%	632
Rather not say	2.43%	41
TOTAL		1,685

## Normandy Oaks Park

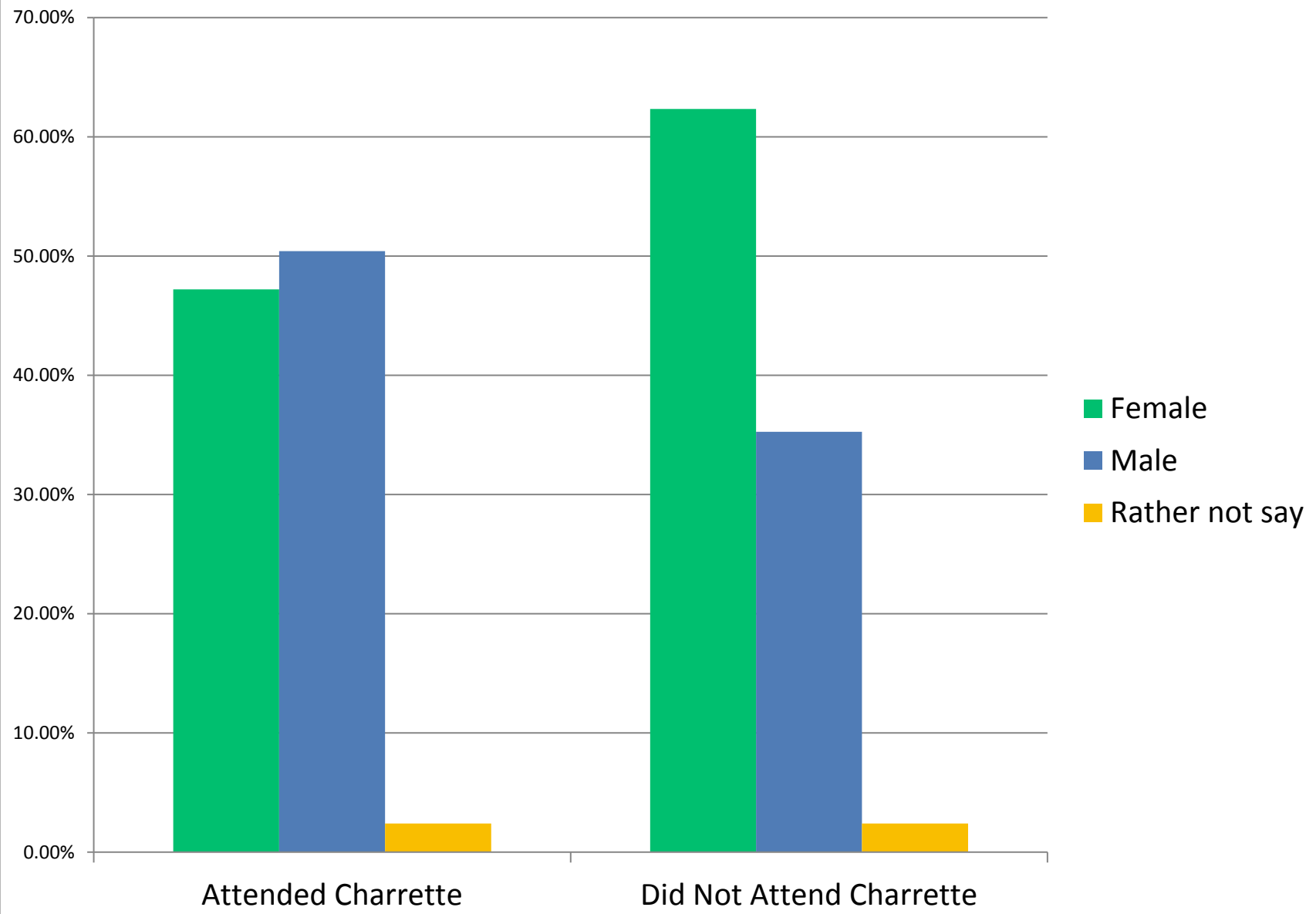
### Q4 Did you attend the City Sponsored Design Charrette on 10/28/2017?

Answered: 1,669 Skipped: 64



ANSWER CHOICES	RESPONSES	
Yes	14.98%	250
No	85.02%	1,419
TOTAL		1,669

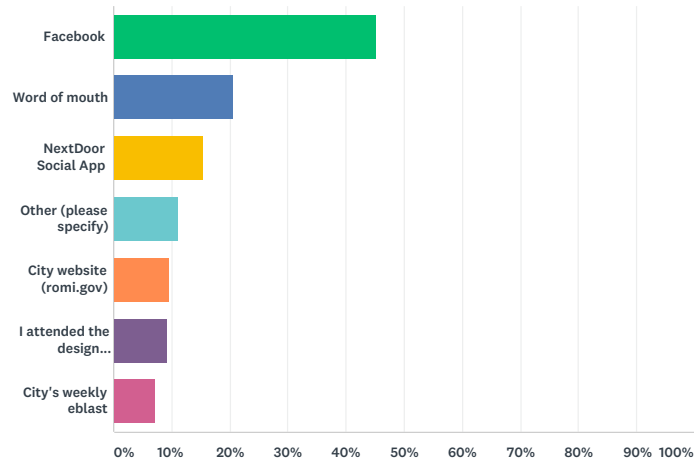
# Gender by Charrette Attendance



# Normandy Oaks Park

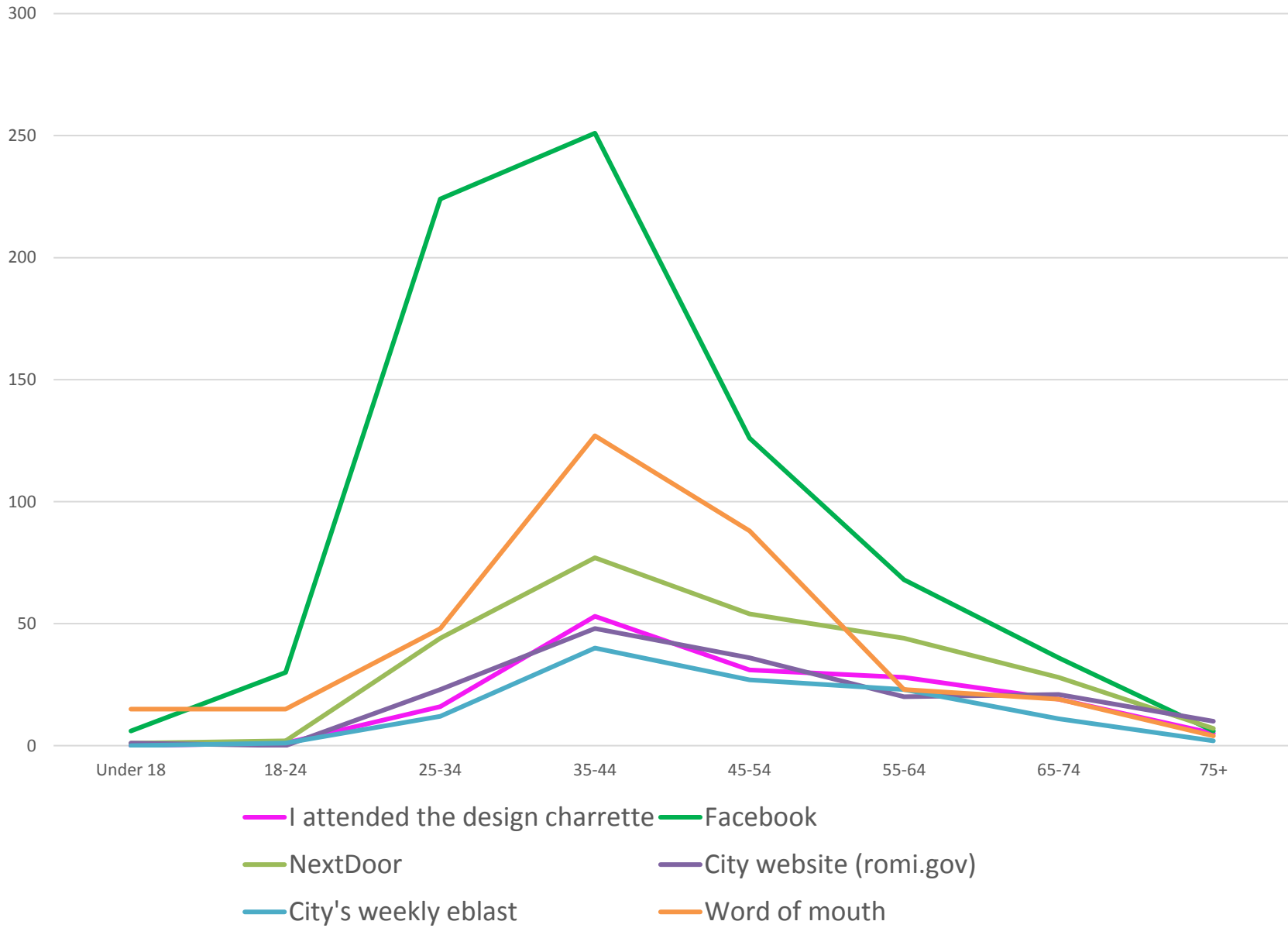
## Q5 How did you hear about this survey?

Answered: 1,659 Skipped: 74



ANSWER CHOICES	RESPONSES	
Facebook	45.09%	748
Word of mouth	20.43%	339
NextDoor Social App	15.49%	257
Other (please specify)	11.15%	185
City website (romi.gov)	9.64%	160
I attended the design charrette	9.22%	153
City's weekly eblast	7.05%	117
Total Respondents: 1,659		

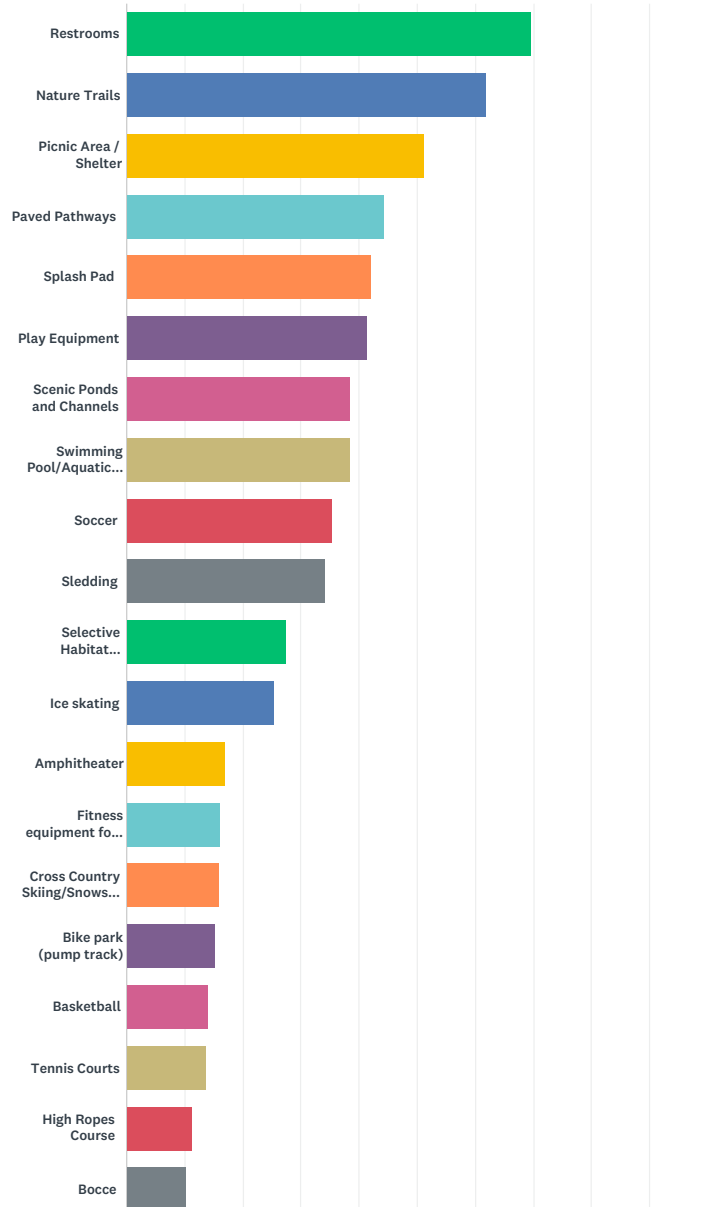
How People Heard About The Survey Compared to Age



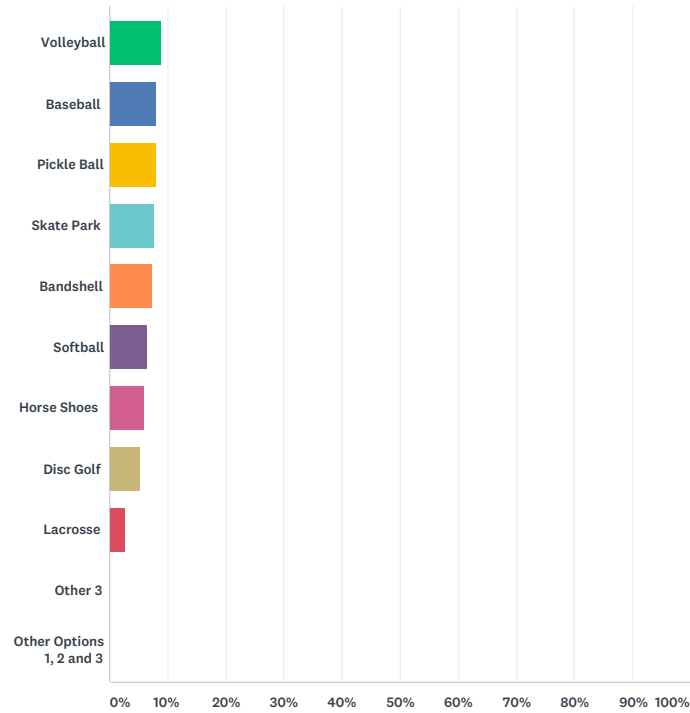
## Normandy Oaks Park

Q6 Are there facilities you would like to see included at Normandy Oaks Park? If so, what are they? Please Check all that apply. Skip this question if you do not want to see any facilities at Normandy Oaks Park.

Answered: 1,602 Skipped: 131



## Normandy Oaks Park



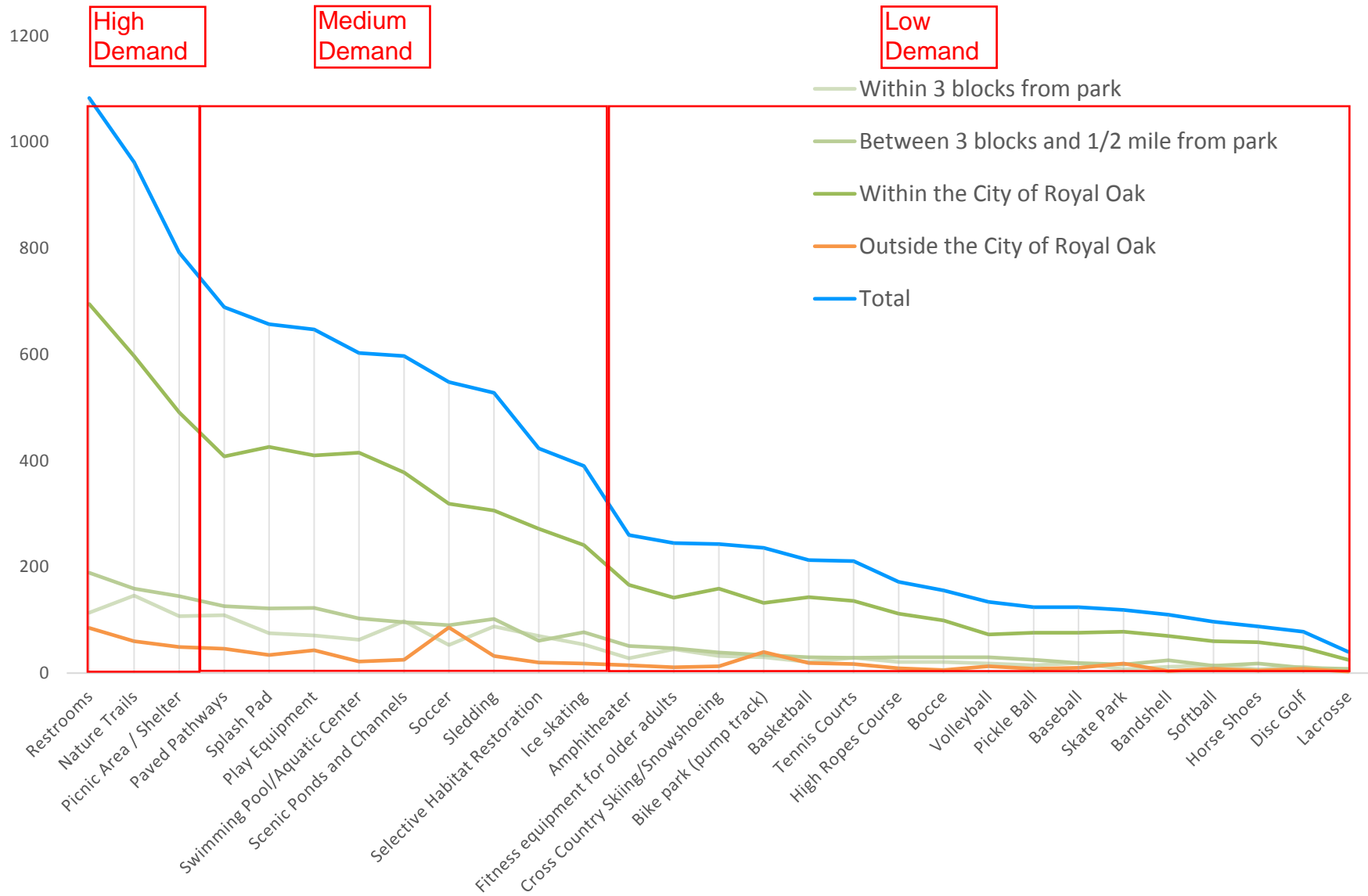
ANSWER CHOICES	RESPONSES	
Restrooms	69.60%	1,115
Nature Trails	61.92%	992
Picnic Area / Shelter	51.19%	820
Paved Pathways	44.32%	710
Splash Pad	42.13%	675
Play Equipment	41.51%	665
Scenic Ponds and Channels	38.58%	618
Swimming Pool/Aquatic Center	38.58%	618
Soccer	35.27%	565
Sledding	34.08%	546
Selective Habitat Restoration	27.40%	439
Ice skating	25.34%	406
Amphitheater	16.85%	270
Fitness equipment for older adults	16.10%	258
Cross Country Skiing/Snowshoeing	15.92%	255
Bike park (pump track)	15.29%	245
Basketball	13.98%	224



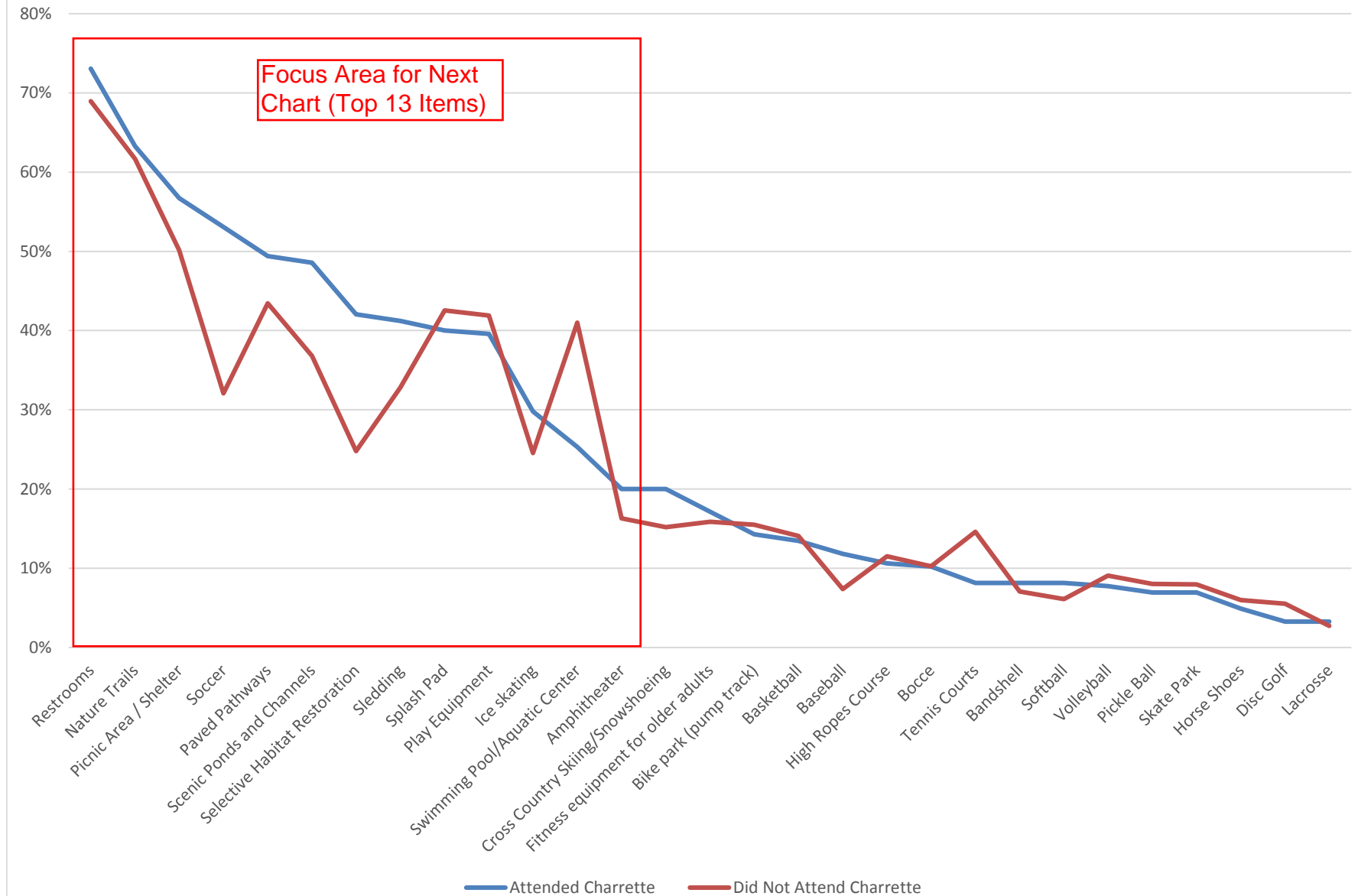
## Normandy Oaks Park

Tennis Courts	13.61%	218
High Ropes Course	11.36%	182
Bocce	10.24%	164
Volleyball	8.86%	142
Baseball	8.05%	129
Pickle Ball	7.87%	126
Skate Park	7.80%	125
Bandshell	7.24%	116
Softball	6.43%	103
Horse Shoes	5.81%	93
Disc Golf	5.18%	83
Lacrosse	2.81%	45
Other 3	0.00%	0
Other Options 1, 2 and 3	0.00%	0
Total Respondents: 1,602		

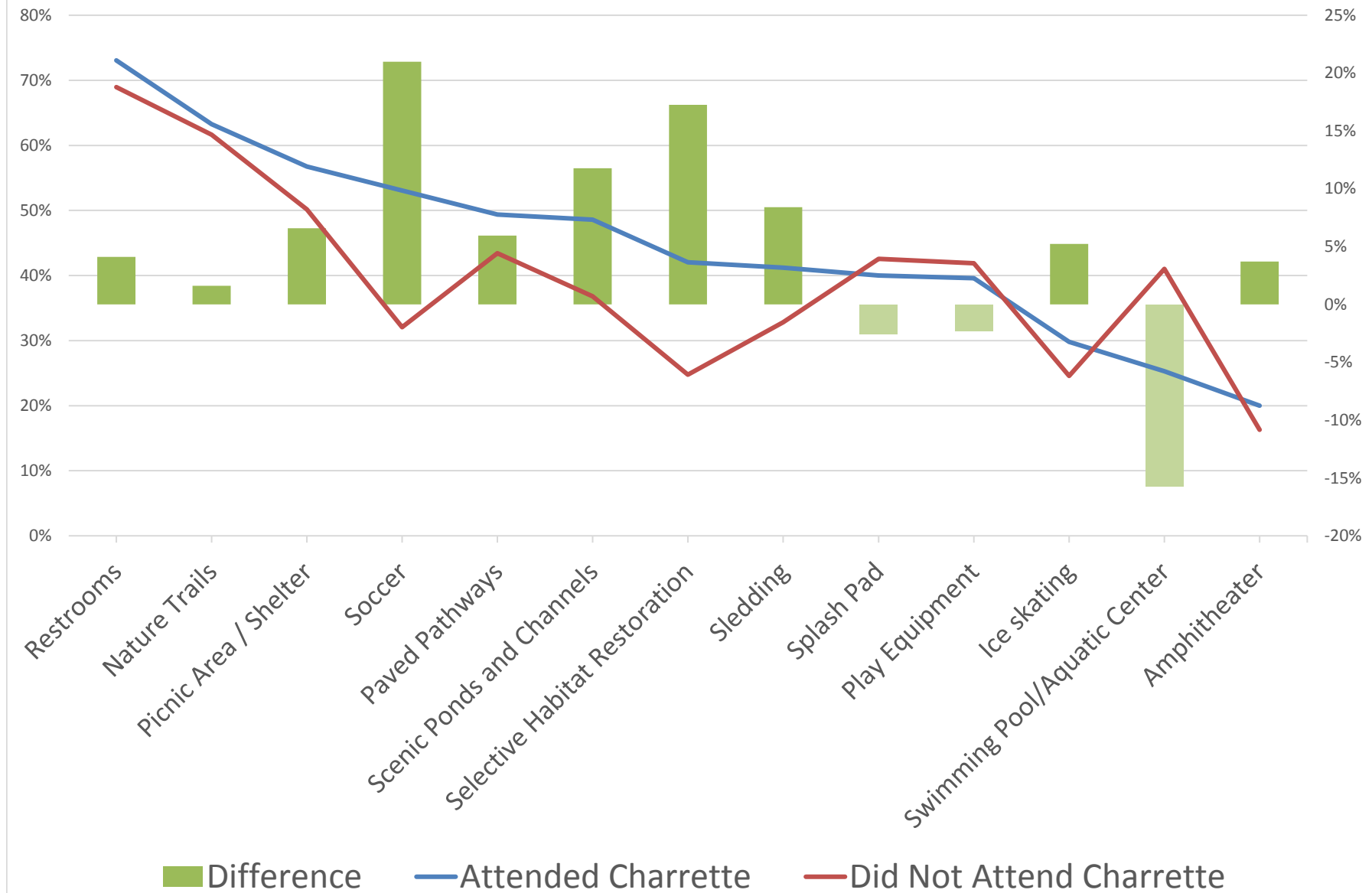
Selected Park Amenities By Proximity to Park



Comparison of Preferences by Charrette Attendance



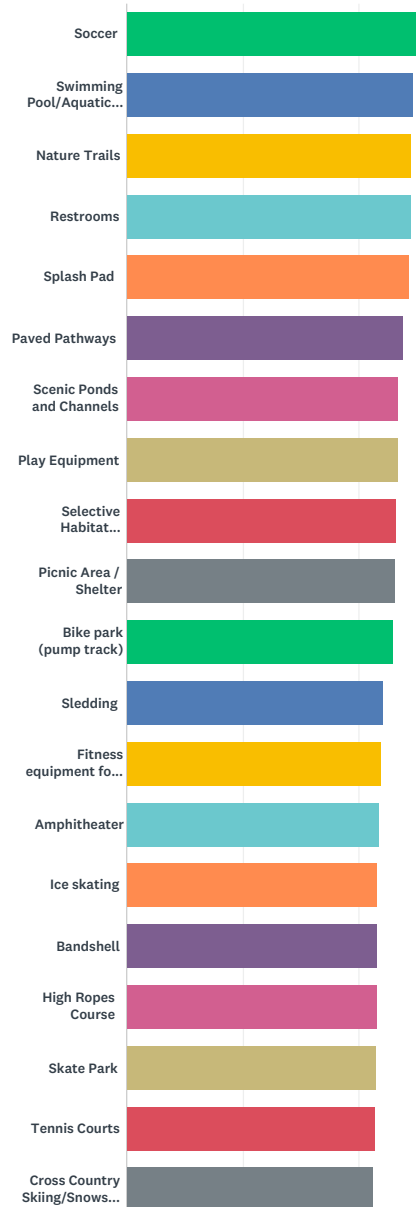
Percent Difference in Preference of Top 13 Features by Charrette Attendance



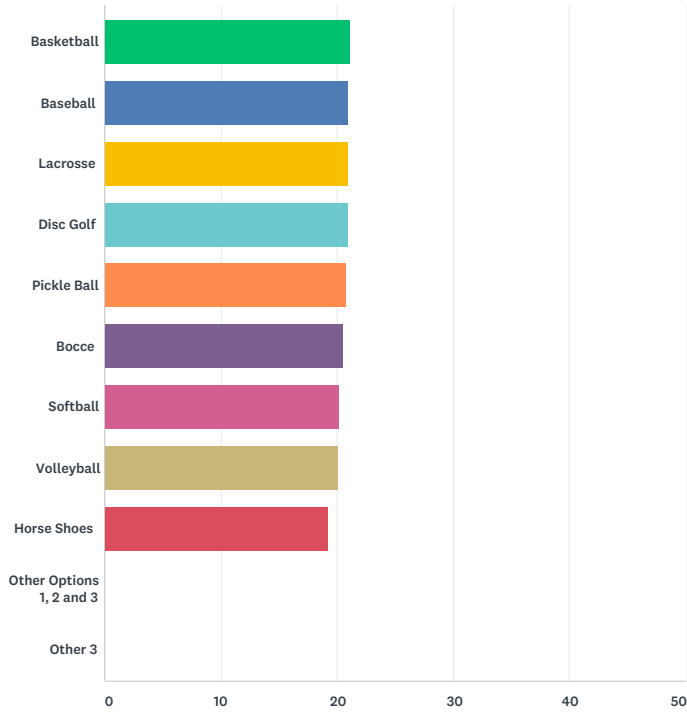
## Normandy Oaks Park

Q7 Of the facilities that you would like to see, which are the most important to you? Please rank the facilities from most to least importance, 1 being the most important, 2 being the second most important, etc.

Answered: 1,515 Skipped: 218



# Normandy Oaks Park

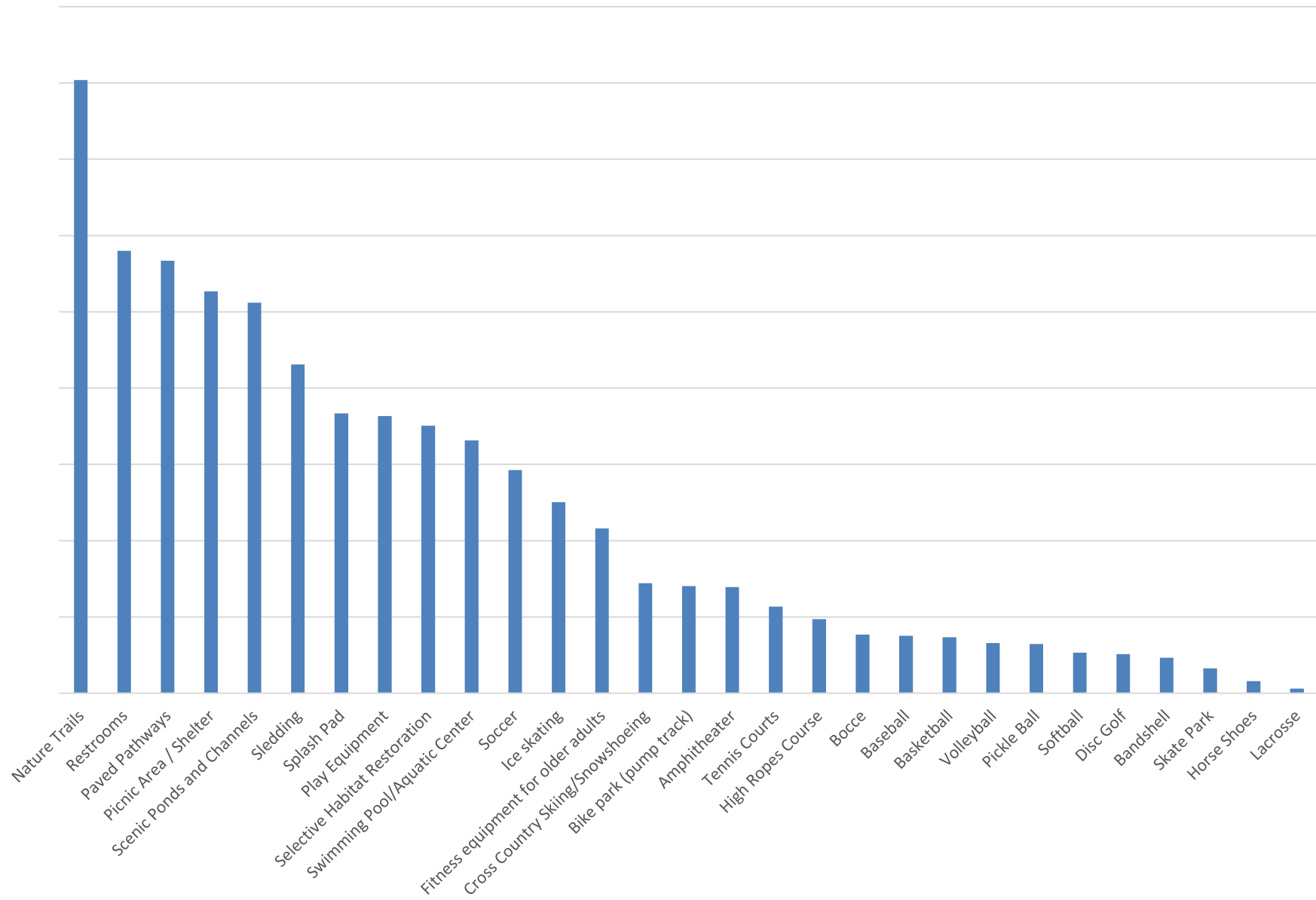


	1	2	3	4	5	6	7	8	9	10	11	12	13	14	15	16	17	18	19	20	21	22	23	24	25
Soccer	57.93% 303	11.85% 62	6.69% 35	4.78% 25	4.02% 21	3.25% 17	3.25% 17	2.29% 12	1.15% 6	1.34% 7	0.76% 4	0.38% 2	0.00% 0	0.76% 4	1.15% 6	0.00% 0	0.19% 1	0.19% 1	0.00% 0	0.00% 0	0.00% 0	0.00% 0	0.00% 0	0.00% 0	0.00% 0
Swimming Pool/Aquatic Center	35.74% 203	19.89% 113	10.04% 57	8.63% 49	7.39% 42	4.23% 24	4.40% 25	2.99% 17	2.82% 16	0.88% 5	0.18% 1	0.70% 4	0.35% 2	0.53% 3	0.53% 3	0.35% 2	0.00% 0	0.18% 1	0.00% 0	0.18% 1	0.00% 0	0.00% 0	0.00% 0	0.00% 0	0.00% 0
Nature Trails	25.08% 228	18.81% 171	16.06% 146	12.32% 112	9.46% 86	5.50% 50	4.18% 38	3.19% 29	2.53% 23	1.21% 11	0.99% 9	0.11% 1	0.22% 2	0.00% 0	0.11% 1	0.00% 0	0.00% 0	0.11% 1	0.00% 0	0.00% 0	0.00% 0	0.11% 1	0.00% 0	0.00% 0	0.00% 0
Restrooms	12.17% 125	27.56% 283	20.25% 208	15.19% 156	10.03% 103	4.97% 51	3.89% 40	1.75% 18	1.75% 18	1.07% 11	0.88% 9	0.19% 2	0.19% 2	0.10% 1	0.00% 0	0.00% 0	0.00% 0	0.00% 0	0.00% 0	0.00% 0	0.00% 0	0.00% 0	0.00% 0	0.00% 0	0.00% 0
Splash Pad	25.08% 157	20.77% 130	12.94% 81	10.54% 66	7.51% 47	5.91% 37	5.91% 37	3.99% 25	1.44% 9	1.92% 12	1.44% 9	0.64% 4	0.96% 6	0.48% 3	0.32% 2	0.00% 0	0.16% 1	0.00% 0	0.00% 0	0.00% 0	0.00% 0	0.00% 0	0.00% 0	0.00% 0	0.00% 0
Paved Pathways	15.55% 100	14.46% 93	16.17% 104	14.62% 94	13.06% 84	7.93% 51	5.91% 38	4.67% 30	3.27% 21	1.87% 12	0.47% 3	0.78% 5	0.16% 1	0.31% 2	0.16% 1	0.16% 1	0.00% 0	0.00% 0	0.31% 2	0.00% 0	0.00% 0	0.00% 0	0.16% 1	0.00% 0	0.00% 0
Scenic Ponds and Channels	9.64% 54	16.61% 93	18.93% 106	13.57% 76	9.11% 51	8.39% 47	7.68% 43	4.82% 27	4.46% 25	1.79% 10	1.96% 11	0.89% 5	1.07% 6	0.18% 1	0.36% 2	0.00% 0	0.18% 1	0.18% 1	0.18% 1	0.00% 0	0.00% 0	0.00% 0	0.00% 0	0.00% 0	0.00% 0
Play Equipment	8.25% 50	11.22% 68	16.83% 102	17.16% 104	13.04% 79	12.71% 77	6.44% 39	6.77% 41	2.64% 16	2.15% 13	1.65% 10	0.66% 4	0.33% 2	0.00% 0	0.00% 0	0.00% 0	0.00% 0	0.00% 0	0.00% 0	0.00% 0	0.00% 0	0.17% 1	0.00% 0	0.00% 0	0.00% 0
Selective Habitat Restoration	13.37% 54	14.11% 57	13.12% 53	13.86% 56	8.91% 36	10.89% 44	6.19% 25	6.44% 26	4.70% 19	3.22% 13	1.73% 7	1.98% 8	0.74% 3	0.25% 1	0.00% 0	0.00% 0	0.25% 1	0.25% 1	0.00% 0	0.00% 0	0.00% 0	0.00% 0	0.00% 0	0.00% 0	0.00% 0
Picnic Area / Shelter	7.46% 55	9.09% 67	15.88% 117	16.01% 118	14.38% 106	14.11% 104	9.23% 68	4.48% 33	3.53% 26	2.31% 17	1.90% 14	0.95% 7	0.00% 0	0.54% 4	0.14% 1	0.00% 0	0.00% 0	0.00% 0	0.00% 0	0.00% 0	0.00% 0	0.00% 0	0.00% 0	0.00% 0	0.00% 0
Bike park (pump track)	23.72% 51	9.30% 20	6.98% 15	9.77% 21	8.37% 18	9.30% 20	8.84% 19	5.12% 11	6.05% 13	1.86% 4	3.26% 7	4.19% 9	1.40% 3	0.93% 2	0.00% 0	0.00% 0	0.00% 0	0.47% 1	0.00% 0	0.47% 1	0.00% 0	0.00% 0	0.00% 0	0.00% 0	0.00% 0
Sledding	4.36% 21	7.47% 36	12.45% 60	9.96% 48	15.56% 75	12.45% 60	11.41% 55	7.47% 36	5.81% 28	2.90% 14	4.36% 21	2.49% 12	1.04% 5	1.24% 6	0.62% 3	0.00% 0	0.00% 0	0.21% 1	0.00% 0	0.00% 0	0.00% 0	0.00% 0	0.00% 0	0.21% 1	0.00% 0

# Normandy Oaks Park

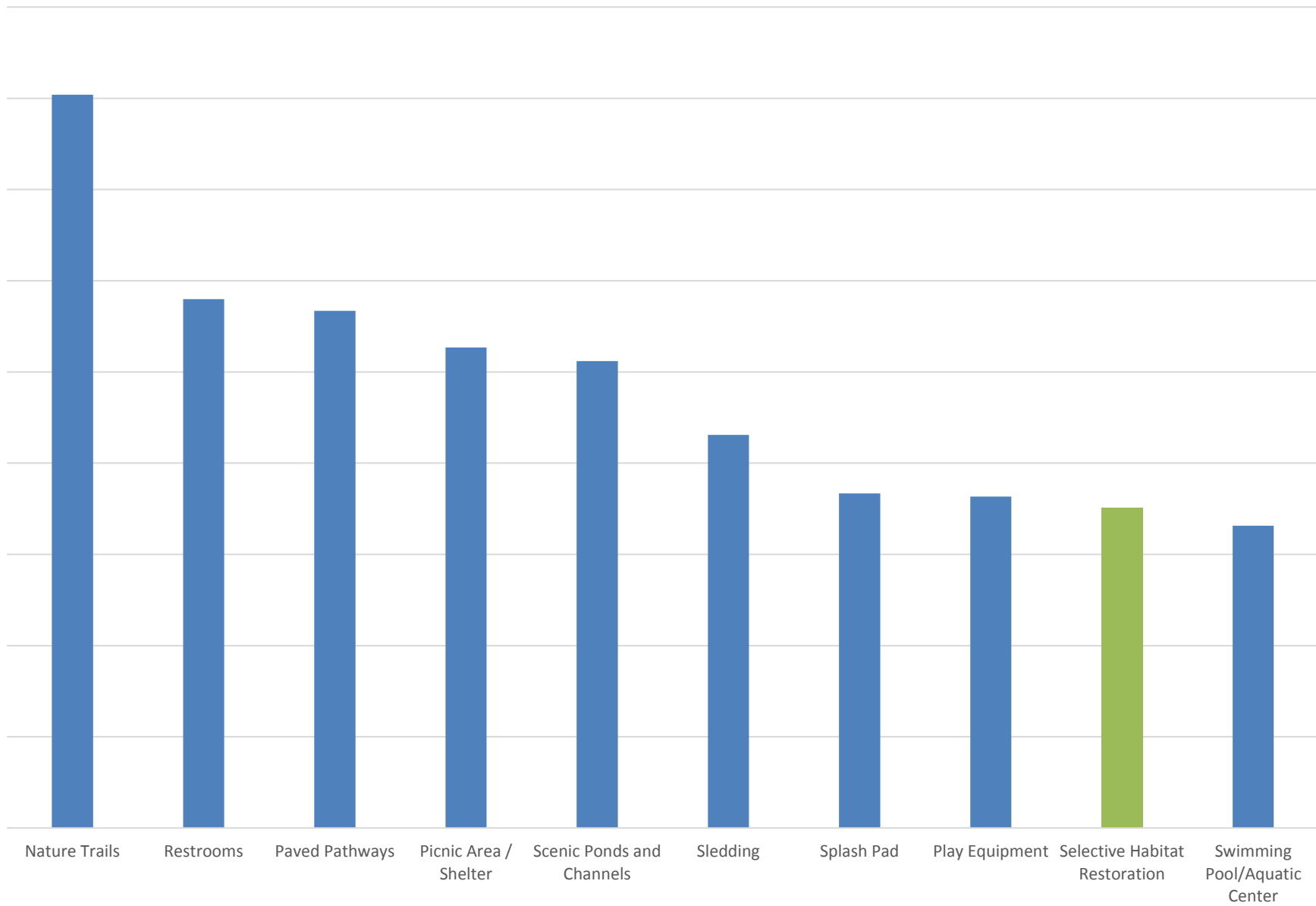
Fitness equipment for older adults	4.89% 11	7.11% 16	13.78% 31	11.11% 25	15.11% 34	10.22% 23	10.22% 23	8.00% 18	4.89% 11	4.89% 11	1.33% 3	2.22% 5	1.78% 4	0.89% 2	0.89% 2	0.00% 0	0.89% 2	0.89% 2	0.00% 0	0.00% 0	0.89% 2	0.00% 0	0.00% 0	0.00% 0	0.00% 0
Amphitheater	5.37% 13	7.44% 18	5.79% 14	15.29% 37	10.74% 26	14.05% 34	10.33% 25	11.16% 27	5.37% 13	4.13% 10	2.48% 6	2.89% 7	2.89% 7	0.83% 2	0.41% 1	0.00% 0	0.41% 1	0.00% 0	0.41% 1	0.00% 0	0.00% 0	0.00% 0	0.00% 0	0.00% 0	0.00% 0
Ice skating	3.55% 13	10.11% 37	7.92% 29	11.48% 42	11.75% 43	11.48% 42	10.66% 39	8.47% 31	6.83% 25	3.28% 12	5.46% 20	2.73% 10	2.73% 10	1.37% 5	0.82% 3	0.55% 2	0.55% 2	0.00% 0	0.27% 1	0.00% 0	0.00% 0	0.00% 0	0.00% 0	0.00% 0	0.00% 0
Bandshell	5.77% 6	7.69% 8	8.65% 9	3.85% 4	15.38% 16	10.58% 11	14.42% 15	6.73% 7	12.50% 13	3.85% 4	3.85% 4	0.96% 1	1.92% 2	1.92% 2	1.92% 2	0.00% 0	0.00% 0	0.00% 0	0.00% 0	0.00% 0	0.00% 0	0.00% 0	0.00% 0	0.00% 0	0.00% 0
High Ropes Course	6.21% 10	7.45% 12	13.04% 21	9.32% 15	11.18% 18	5.59% 9	9.94% 16	9.32% 15	6.83% 11	8.07% 13	5.59% 9	0.62% 1	3.11% 5	1.86% 3	1.24% 2	0.00% 0	0.00% 0	0.00% 0	0.00% 0	0.00% 0	0.00% 0	0.00% 0	0.00% 0	0.00% 0	0.00% 0
Skate Park	6.60% 7	16.98% 18	10.38% 11	6.60% 7	9.43% 10	9.43% 10	5.66% 6	5.66% 6	4.72% 5	3.77% 4	3.77% 4	2.83% 3	4.72% 5	1.89% 2	3.77% 4	1.89% 2	0.00% 0	0.94% 1	0.00% 0	0.00% 0	0.00% 0	0.00% 0	0.00% 0	0.00% 0	0.00% 0
Tennis Courts	3.93% 7	7.87% 14	9.55% 17	8.99% 16	12.36% 22	10.67% 19	8.99% 16	9.55% 17	7.30% 13	6.18% 11	3.37% 6	4.49% 8	2.25% 4	1.12% 2	0.56% 1	0.00% 0	2.81% 5	0.00% 0	0.00% 0	0.00% 0	0.00% 0	0.00% 0	0.00% 0	0.00% 0	0.00% 0
Cross Country Skiing/Snowshoeing	3.08% 7	7.49% 17	7.49% 17	12.33% 28	9.25% 21	15.42% 35	8.37% 19	8.37% 19	6.17% 14	8.37% 19	3.52% 8	4.85% 11	3.08% 7	0.00% 0	0.88% 2	0.00% 0	0.00% 0	0.00% 0	0.00% 0	0.44% 1	0.00% 0	0.00% 0	0.00% 0	0.44% 1	0.44% 1
Basketball	2.76% 5	8.84% 16	8.84% 16	8.84% 16	7.18% 13	12.15% 22	9.39% 17	9.39% 17	11.05% 20	7.18% 13	4.42% 8	4.42% 8	2.21% 4	1.10% 2	0.55% 1	1.10% 2	0.55% 1	0.00% 0	0.00% 0	0.00% 0	0.00% 0	0.00% 0	0.00% 0	0.00% 0	0.00% 0
Baseball	4.90% 5	14.71% 15	6.86% 7	4.90% 5	8.82% 9	10.78% 11	9.80% 10	6.86% 7	5.88% 6	4.90% 5	3.92% 4	3.92% 4	3.92% 4	3.92% 4	0.98% 1	0.98% 1	0.98% 1	0.98% 1	0.98% 1	0.00% 0	0.98% 1	0.00% 0	0.00% 0	0.00% 0	0.00% 0
Lacrosse	9.09% 3	12.12% 4	18.18% 6	3.03% 1	6.06% 2	12.12% 4	0.00% 0	3.03% 1	3.03% 1	3.03% 1	12.12% 4	0.00% 0	3.03% 1	0.00% 0	0.00% 0	9.09% 3	3.03% 1	0.00% 0	3.03% 1	0.00% 0	0.00% 0	0.00% 0	0.00% 0	0.00% 0	0.00% 0
Disc Golf	7.25% 5	5.80% 4	11.59% 8	8.70% 6	11.59% 8	7.25% 5	10.14% 7	2.90% 2	5.80% 4	7.25% 5	4.35% 3	4.35% 3	4.35% 3	2.90% 2	1.45% 1	1.45% 1	0.00% 0	1.45% 1	0.00% 0	0.00% 0	0.00% 0	0.00% 0	0.00% 0	0.00% 0	1.45% 1
Pickle Ball	5.71% 6	9.52% 10	7.62% 8	5.71% 6	11.43% 12	9.52% 10	7.62% 8	8.57% 9	7.62% 8	10.48% 11	0.95% 1	3.81% 4	2.86% 3	2.86% 3	0.00% 0	1.90% 2	0.95% 1	0.95% 1	0.95% 1	0.00% 0	0.00% 0	0.00% 0	0.95% 1	0.00% 0	0.00% 0
Bocce	2.99% 4	2.99% 4	4.48% 6	6.72% 9	11.19% 15	12.69% 17	14.93% 20	11.94% 16	9.70% 13	4.48% 6	5.22% 7	3.73% 5	2.99% 4	2.24% 3	0.75% 1	1.49% 2	0.00% 0	0.00% 0	0.00% 0	1.49% 2	0.00% 0	0.00% 0	0.00% 0	0.00% 0	0.00% 0
Softball	3.85% 3	3.85% 3	10.26% 8	10.26% 8	8.97% 7	7.69% 6	11.54% 9	7.69% 6	7.69% 6	3.85% 3	3.85% 3	1.28% 1	3.85% 3	5.13% 4	3.85% 3	3.85% 3	0.00% 0	0.00% 0	1.28% 1	0.00% 0	0.00% 0	1.28% 1	0.00% 0	0.00% 0	0.00% 0
Volleyball	0.88% 1	9.65% 11	7.02% 8	4.39% 5	6.14% 7	8.77% 10	8.77% 10	10.53% 12	9.65% 11	11.40% 13	4.39% 5	5.26% 6	3.51% 4	3.51% 4	0.00% 0	4.39% 5	0.88% 1	0.00% 0	0.88% 1	0.00% 0	0.00% 0	0.00% 0	0.00% 0	0.00% 0	0.00% 0
Horse Shoes	1.30% 1	5.19% 4	2.60% 2	5.19% 4	9.09% 7	7.79% 6	5.19% 4	18.18% 14	7.79% 6	7.79% 6	3.90% 3	12.99% 10	1.30% 1	1.30% 1	3.90% 3	1.30% 1	0.00% 0	1.30% 1	0.00% 0	2.60% 2	1.30% 1	0.00% 0	0.00% 0	0.00% 0	0.00% 0
Other Options 1, 2 and 3	0.00% 0	0.00% 0	0.00% 0	0.00% 0	0.00% 0	0.00% 0	0.00% 0	0.00% 0	0.00% 0	0.00% 0	0.00% 0	0.00% 0	0.00% 0	0.00% 0	0.00% 0	0.00% 0	0.00% 0	0.00% 0	0.00% 0	0.00% 0	0.00% 0	0.00% 0	0.00% 0	0.00% 0	0.00% 0
Other 3	0.00% 0	0.00% 0	0.00% 0	0.00% 0	0.00% 0	0.00% 0	0.00% 0	0.00% 0	0.00% 0	0.00% 0	0.00% 0	0.00% 0	0.00% 0	0.00% 0	0.00% 0	0.00% 0	0.00% 0	0.00% 0	0.00% 0	0.00% 0	0.00% 0	0.00% 0	0.00% 0	0.00% 0	0.00% 0

Desired Amenities for Residents within 3 Blocks of Park

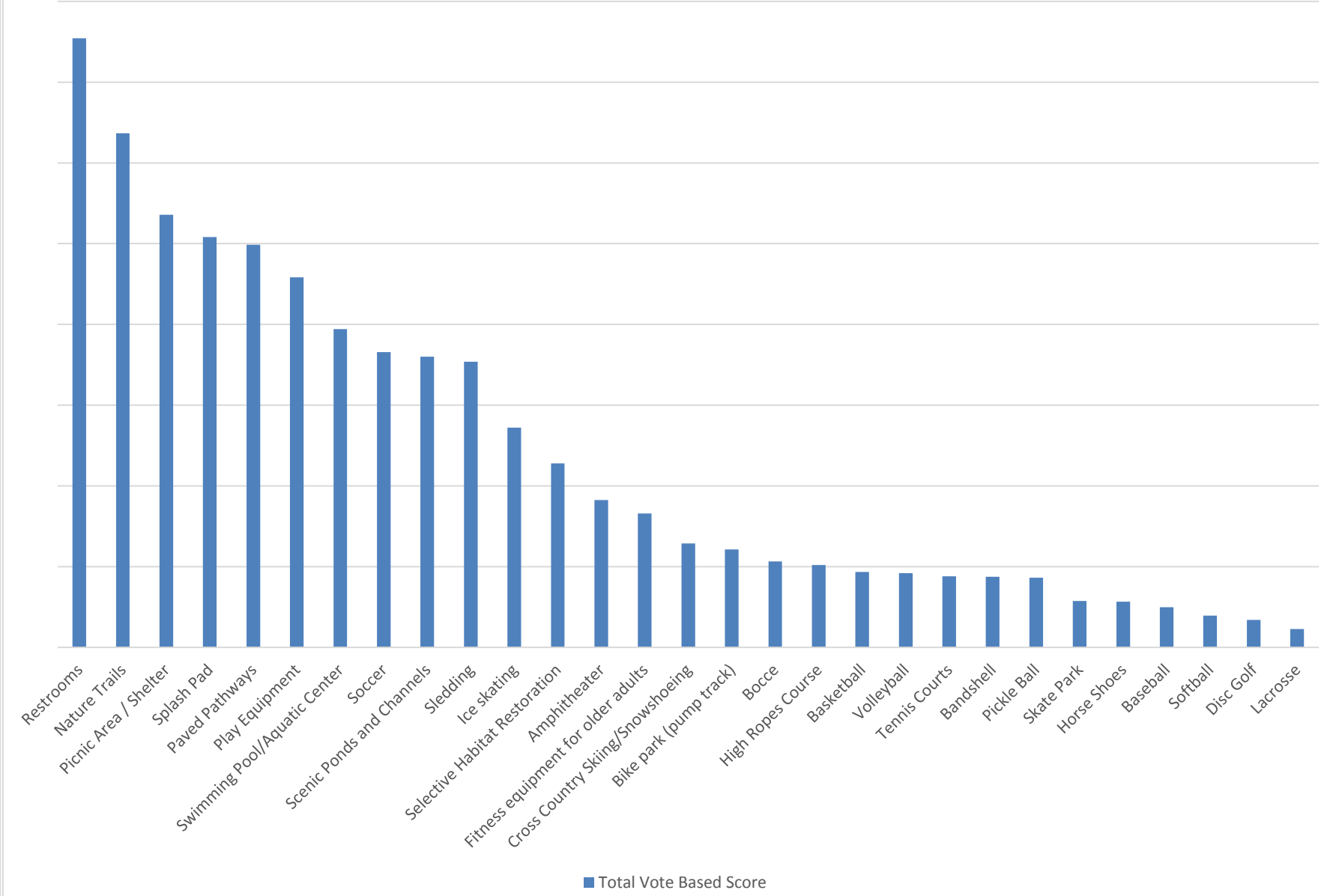




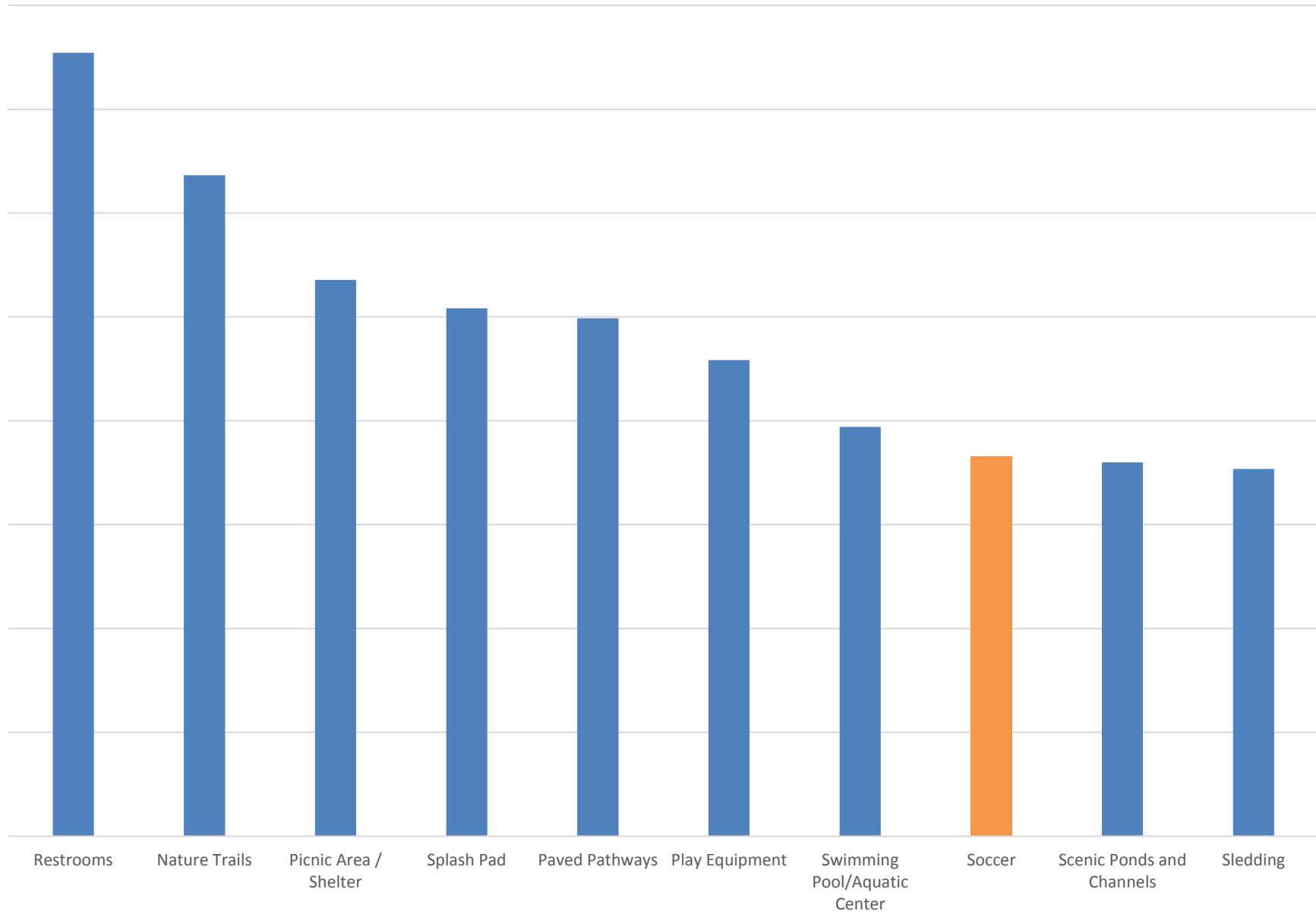
Top 10 Desired Amenities for Residents within 3 Blocks of Park



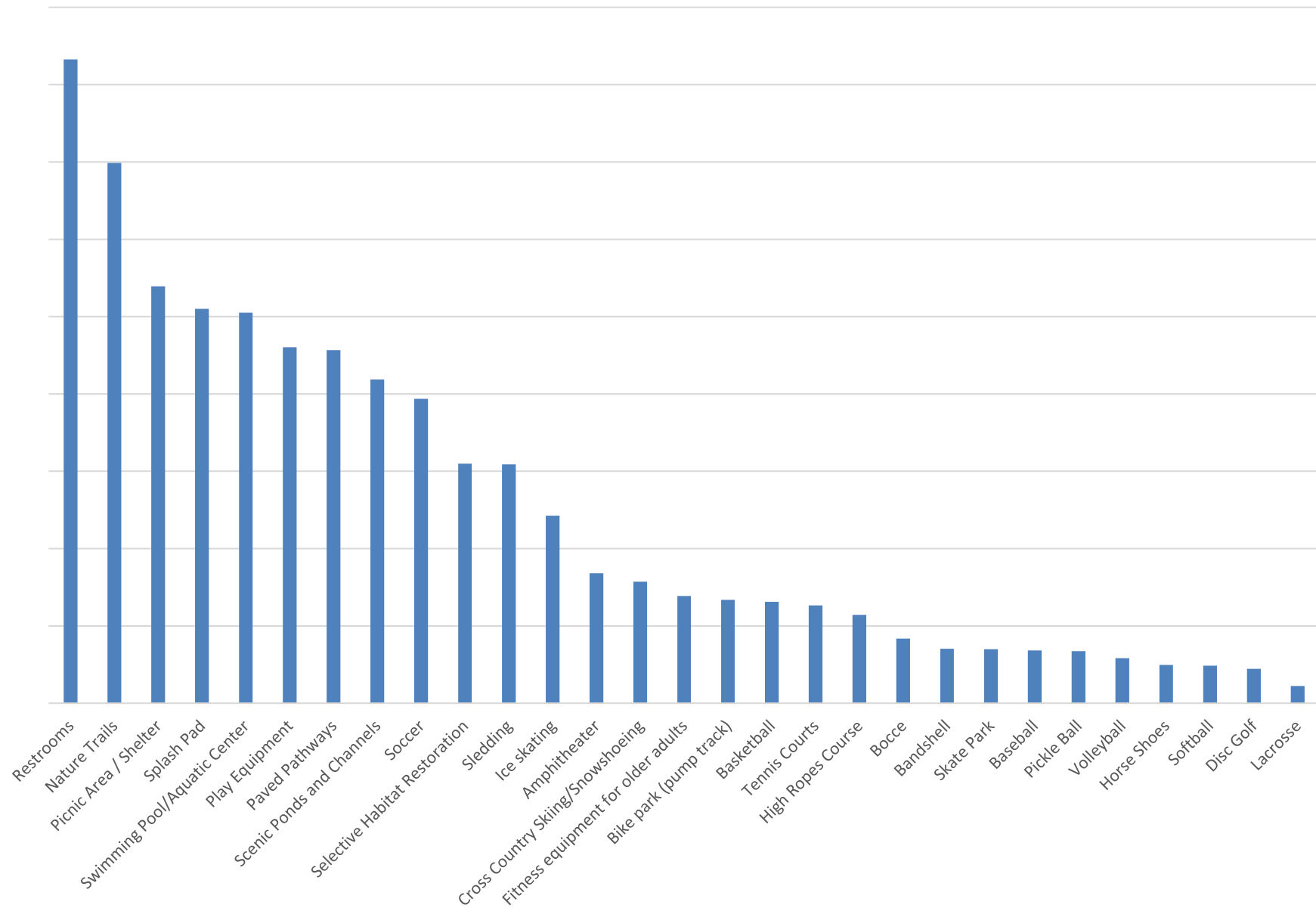
Desired Amenities for Residents Between 3 Blocks and 1/2 Mile of Park



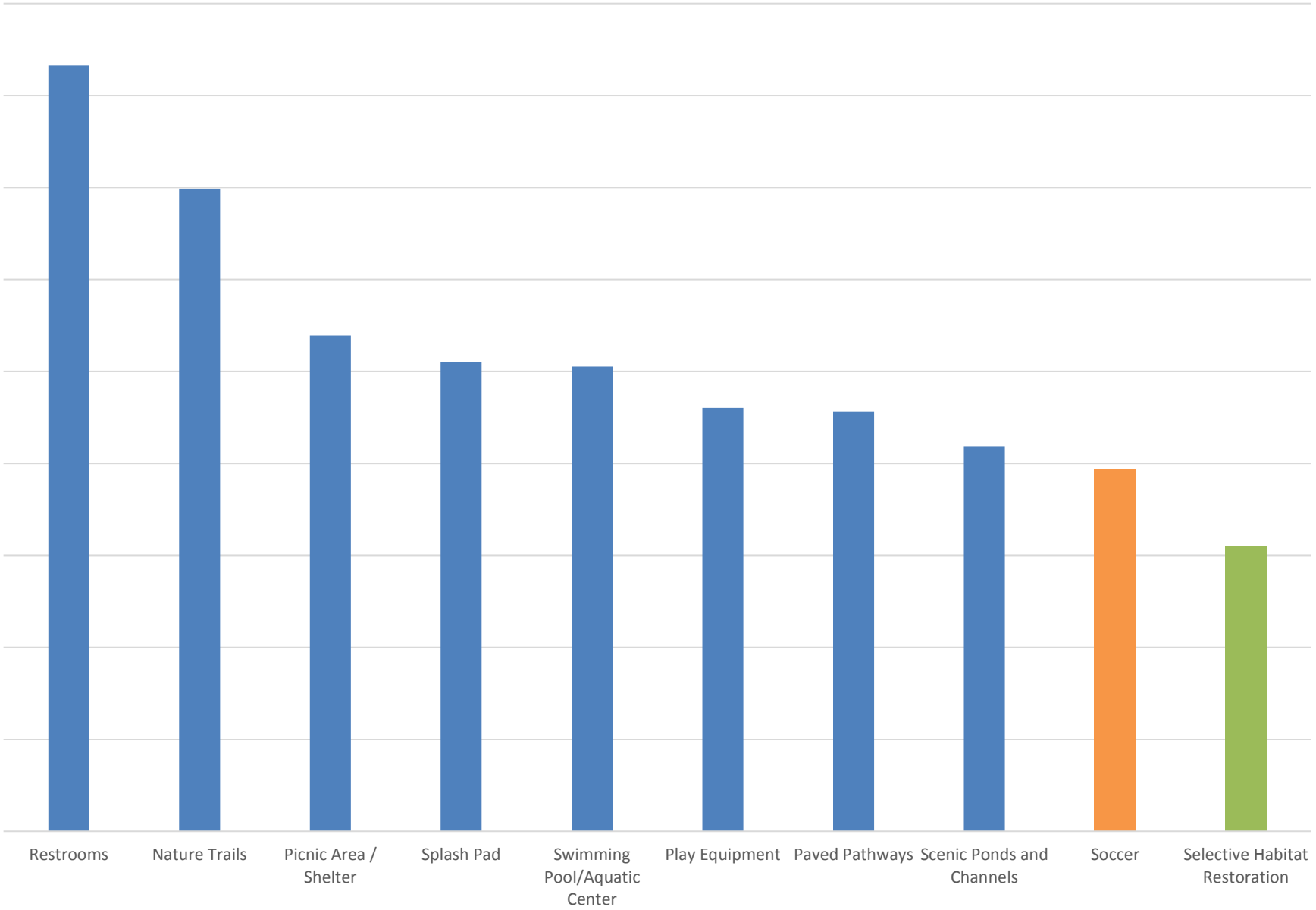
Top 10 Desired Amenities for Residents Between 3 Blocks and 1/2 Mile of Park



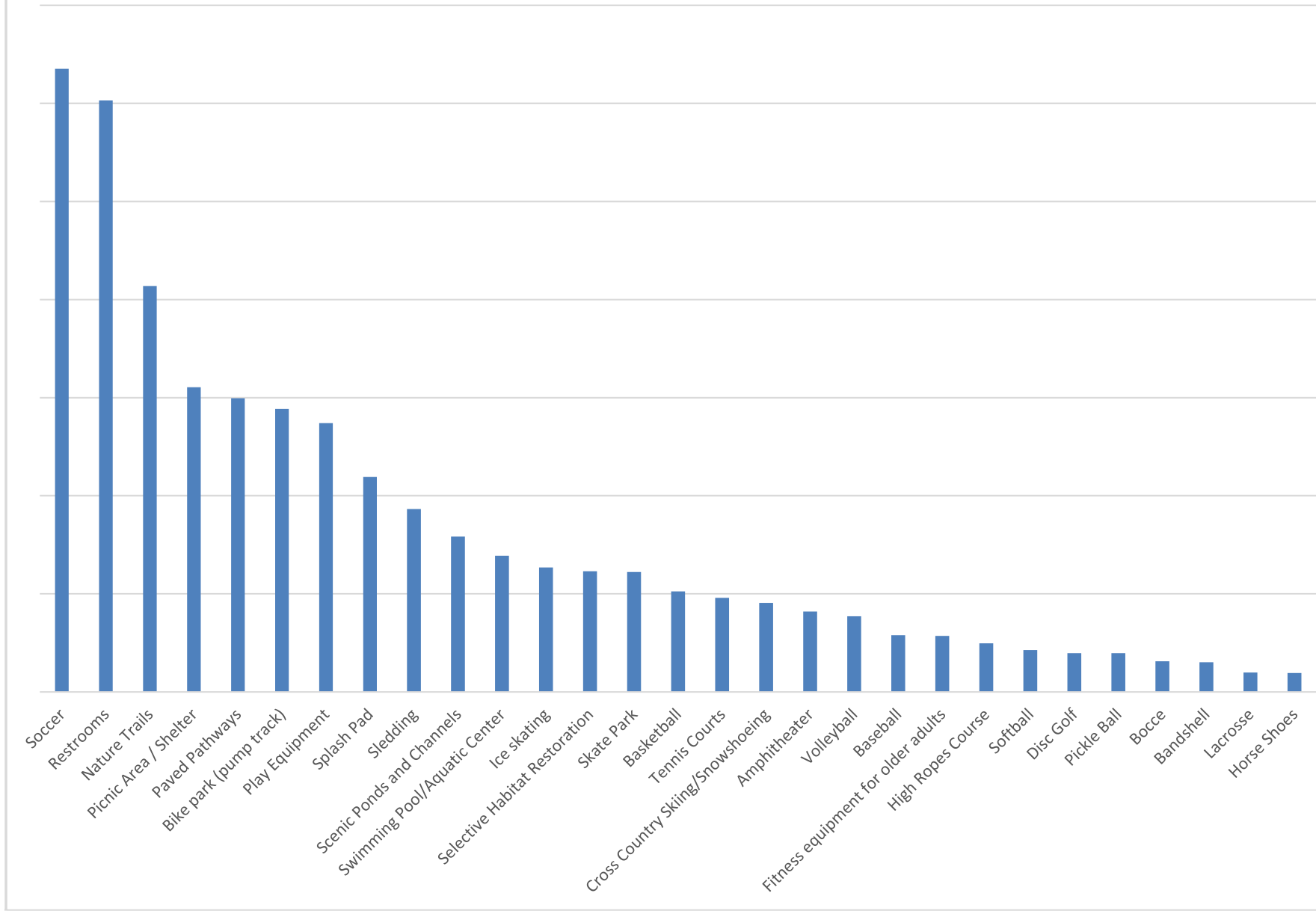
Desired Amenities for Residents Who Live Beyond 1/2 Mile from Park



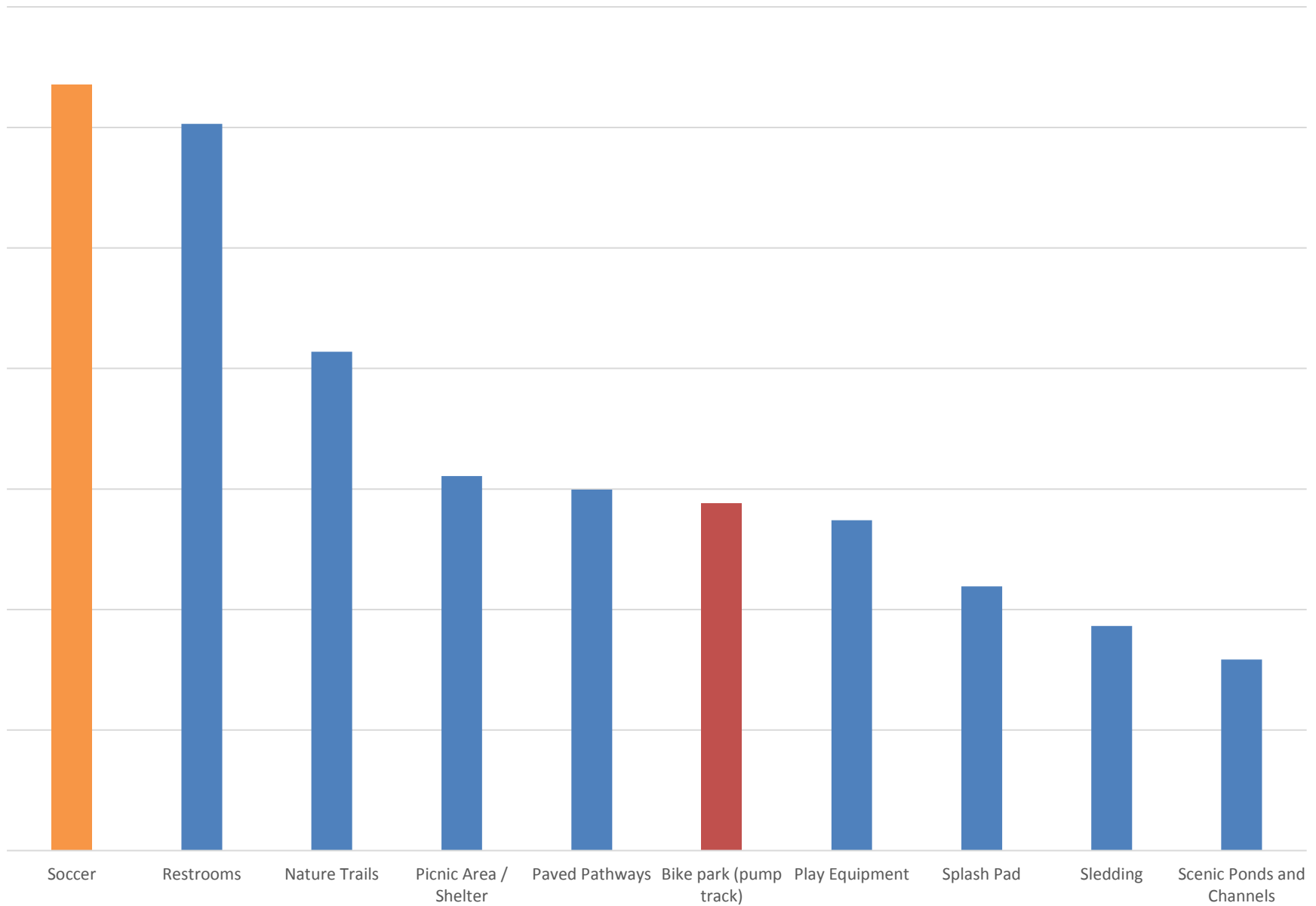
Top 10 Desired Amenities for Residents Who Live Beyond 1/2 Mile from Park



Desired Amenities for Non-Residents



Top 10 Desired Amenities for Non-Residents



## Normandy Oaks Park

Q8 What OTHER facility or activity, not listed above, would you like to see included at Normandy Oaks Park?

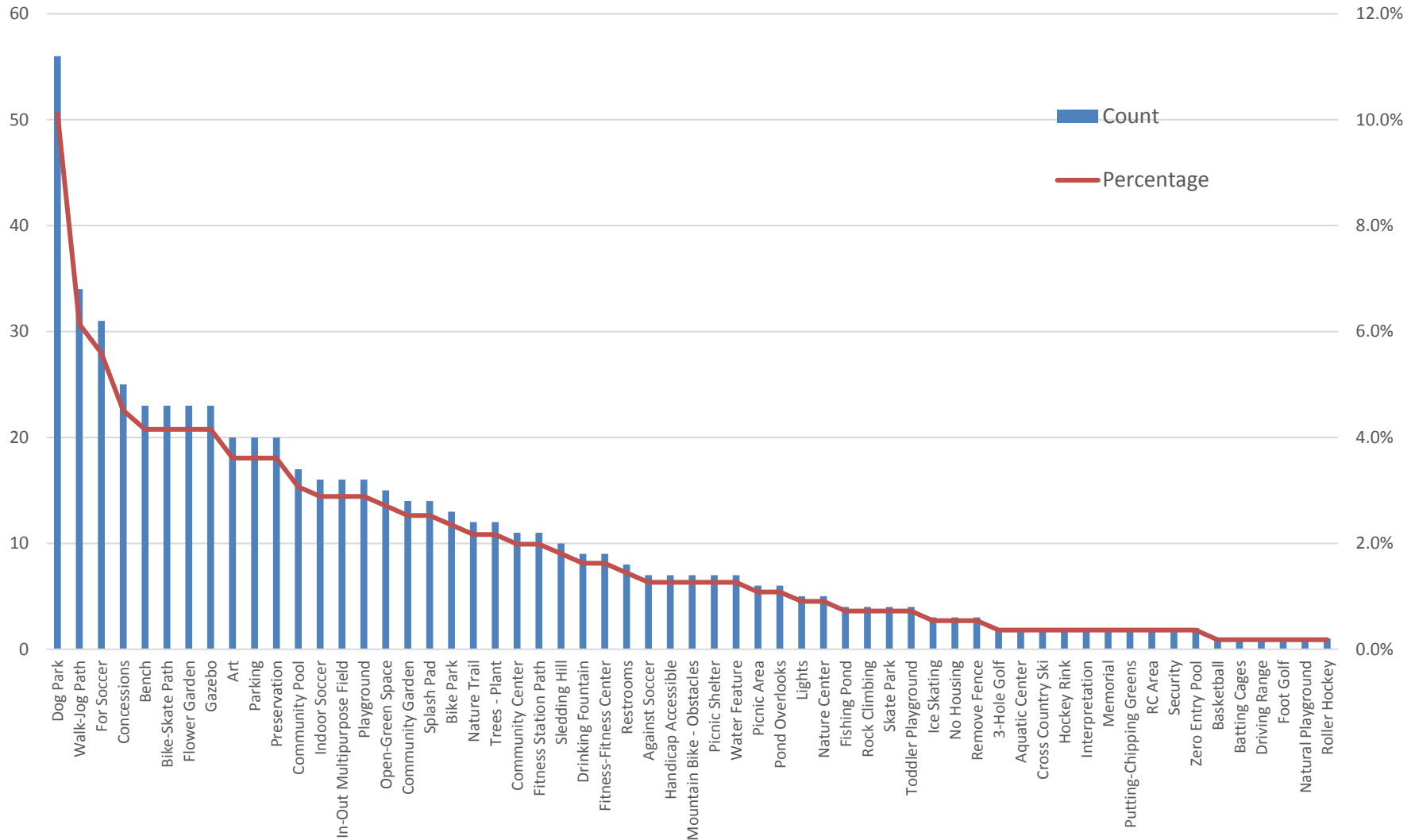
Answered: 554   Skipped: 1,179



Q8 What OTHER facility or activity, not listed above, would you like to see included at Normandy Oaks Park?

Community Garden Open Space Royal Oak Picnic Tables  
Pool Nature Center Play Green Space Path Art Bike  
Water Trails Track Park Fountains  
Soccer Fields Stand Trees Golf Running  
Sledding Hill Splash Pad Pollinator Friendly Facilities Winter

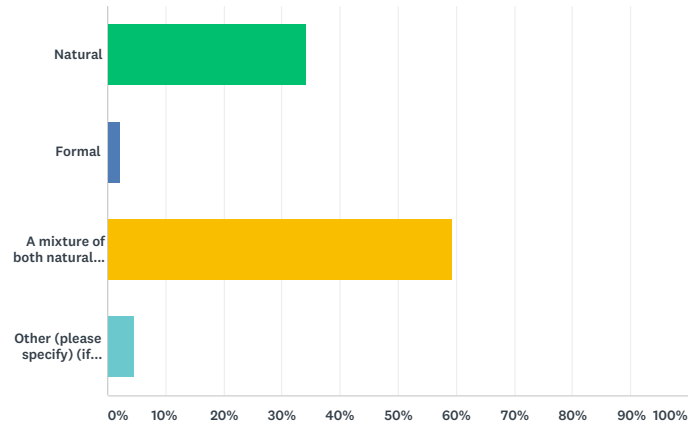
# Question 8 - What OTHER facility or activity, not listed above, would you like to see included at Normandy Oaks Park?



## Normandy Oaks Park

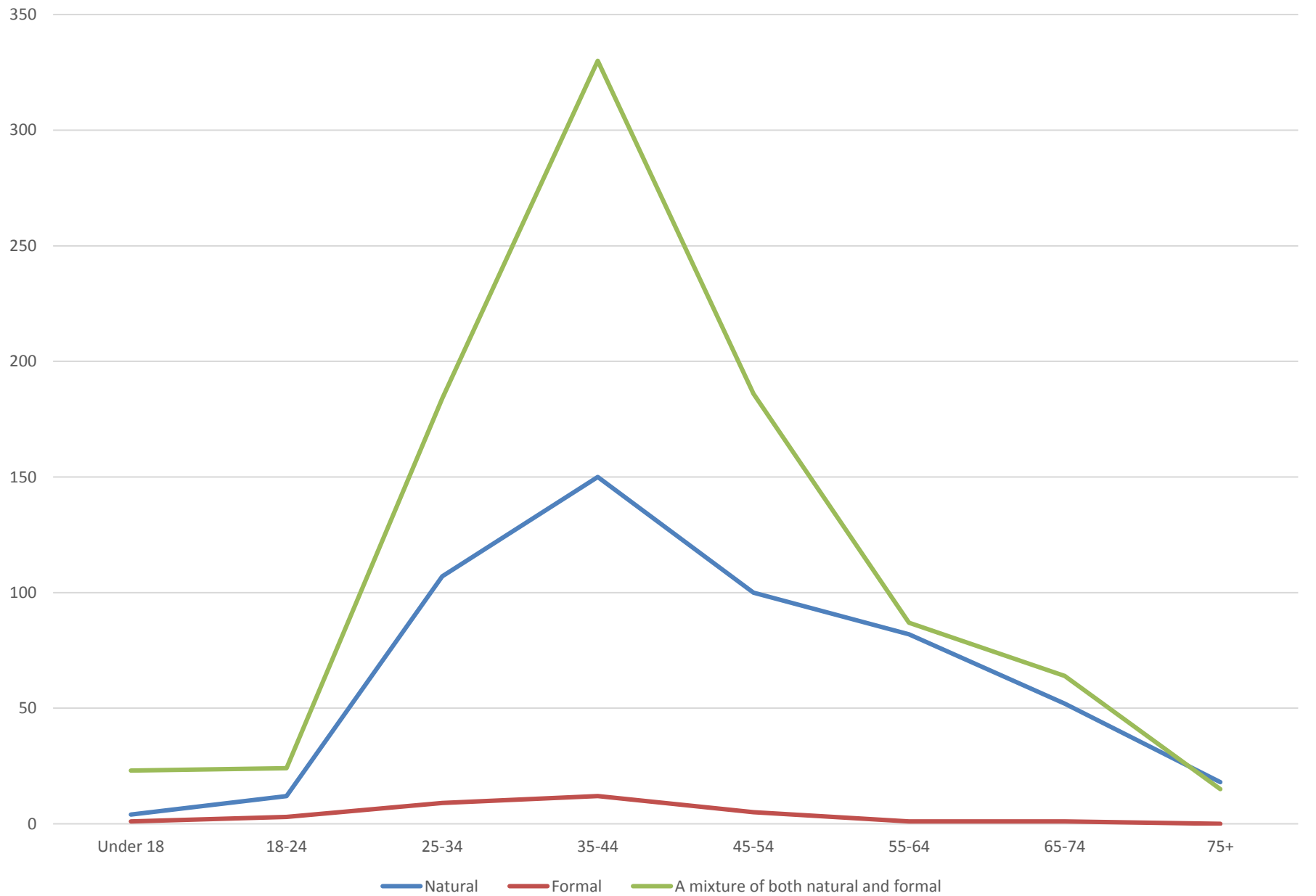
### Q9 How do you think the park should look?

Answered: 1,542 Skipped: 191

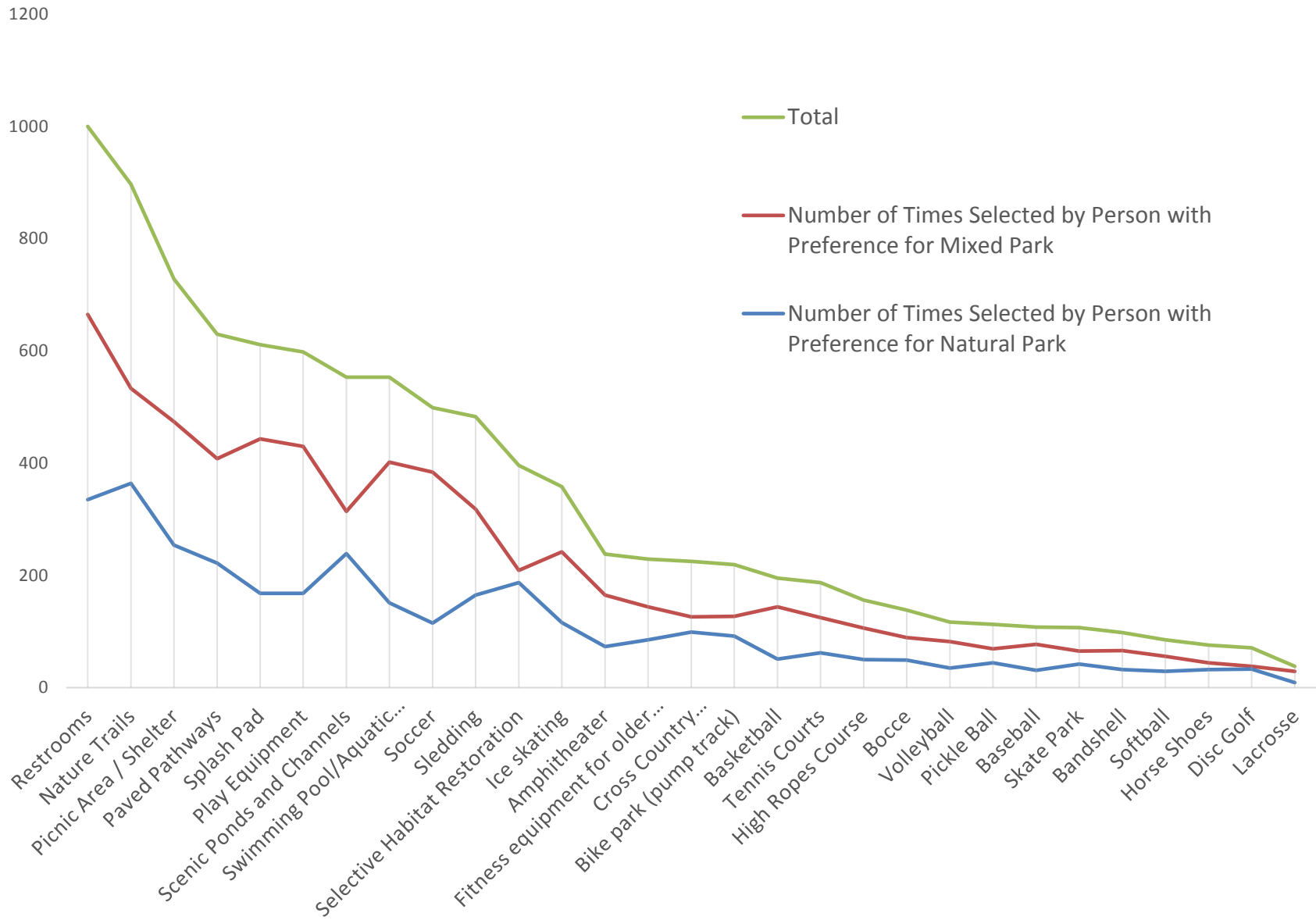


ANSWER CHOICES	RESPONSES	
Natural	34.05%	525
Formal	2.08%	32
A mixture of both natural and formal	59.21%	913
Other (please specify) (if you reference another park, please provide specific location/cross streets of the park)	4.67%	72
<b>TOTAL</b>		<b>1,542</b>

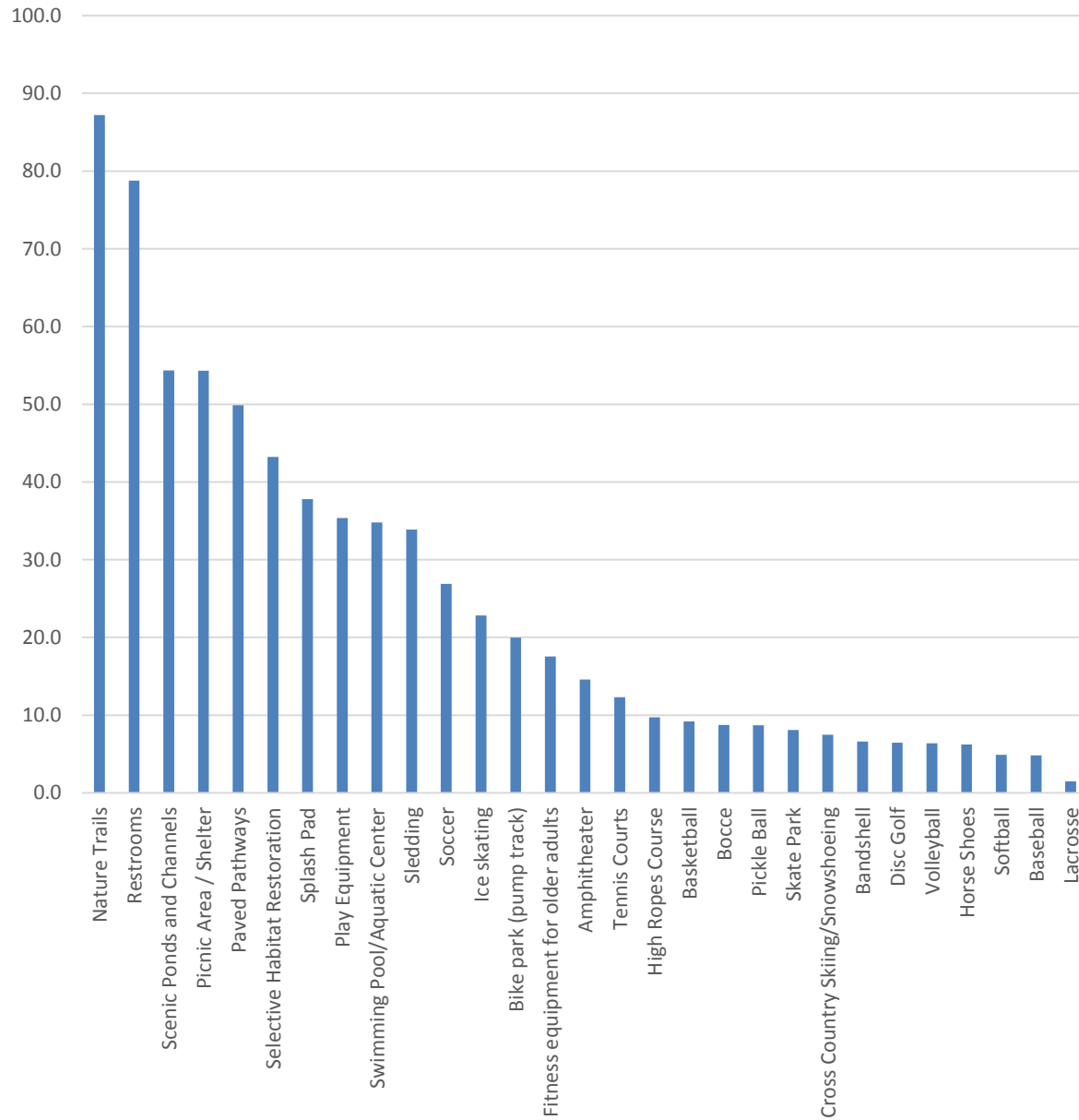
Preferred Park Look by Age



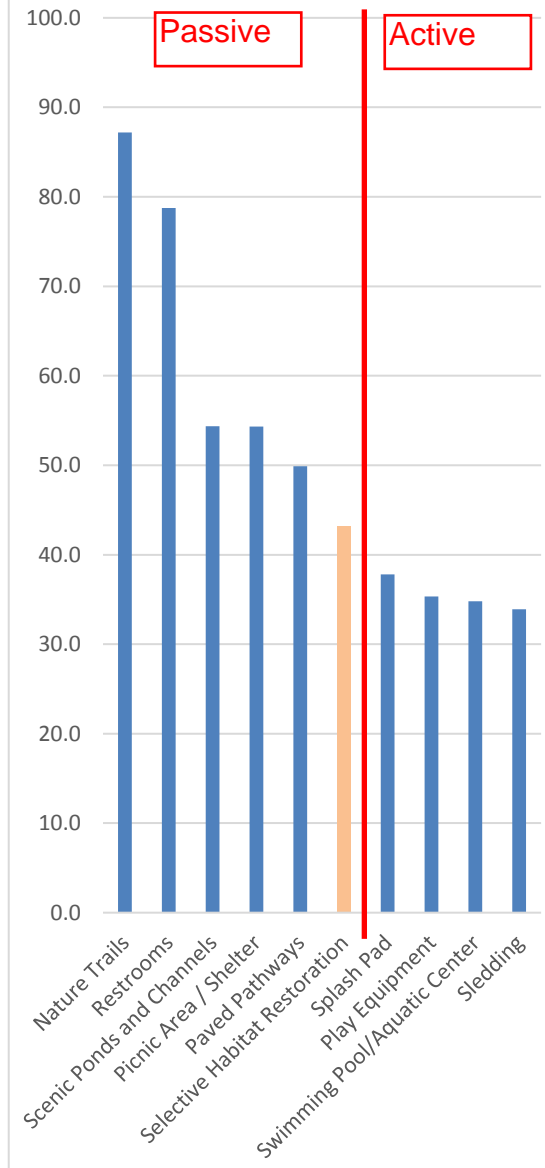
# Feature Preference By Desired Look/Feel



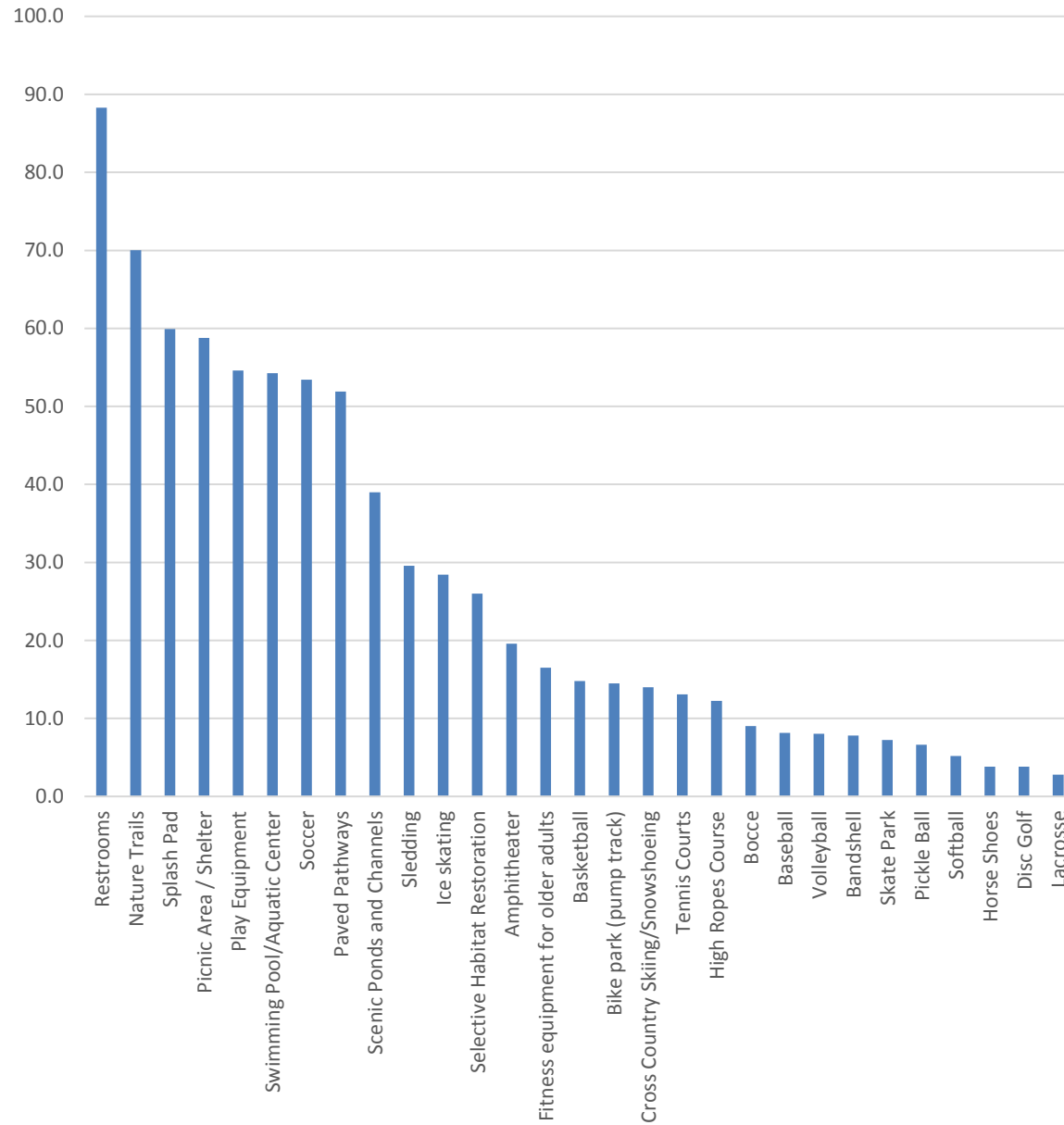
Priorities for those who prefer a natural park



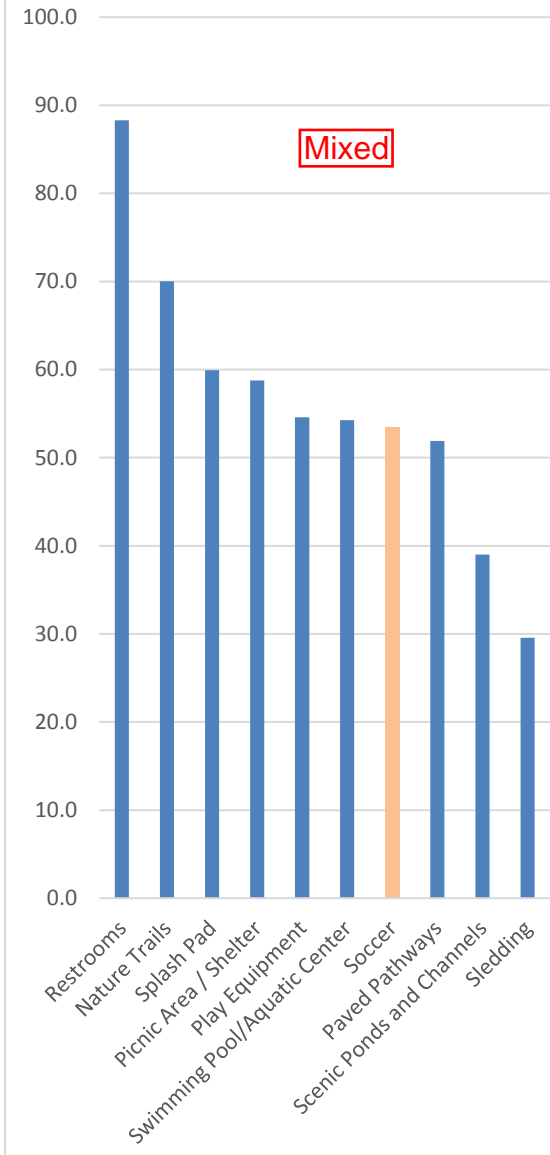
Top 10 priorities for those who prefer a natural park



Priorities for those who prefer a mixed park



Top 10 priorities for those who prefer a mixed park



## Normandy Oaks Park

Q10 Do you have other suggestions for the design of Normandy Oaks Park? Please explain below.

Answered: 488   Skipped: 1,245



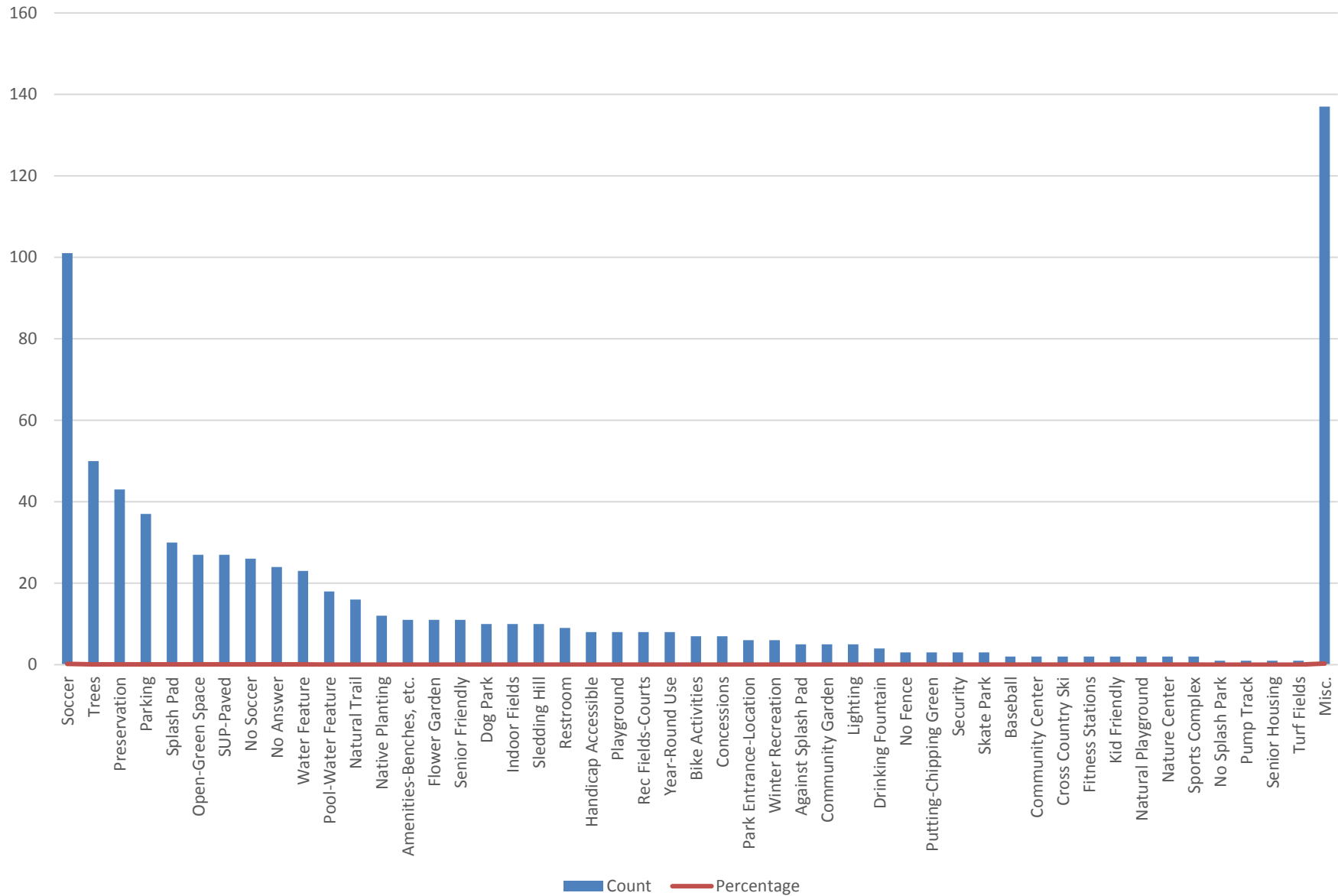
Q10 Do you have other suggestions for the design of Normandy Oaks Park? Please explain below.



A word cloud of suggestions for the design of Normandy Oaks Park. The words are arranged in a non-uniform, overlapping manner, with some words being larger and more prominent than others. The colors are primarily shades of blue and teal. The suggestions include:

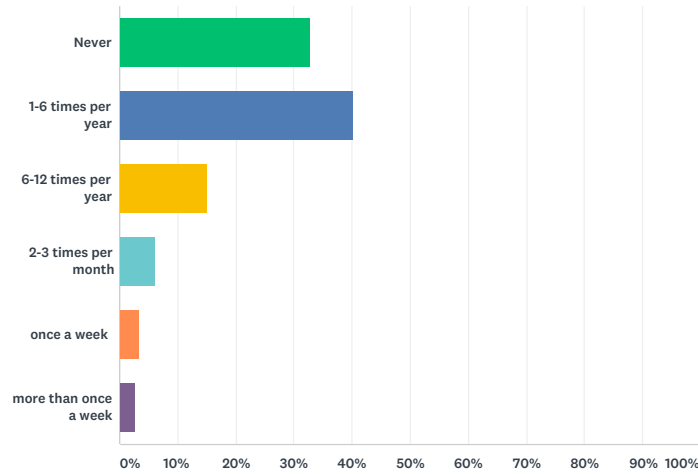
- Paved
- Community Garden
- Opportunity
- Seniors
- Housing
- Entrance
- Splash Pad
- Golf Course
- Natural
- Money
- Soccer Fields
- Sledding Hill
- Park
- Royal
- Oak
- Family Friendly
- Trees
- Quiet
- Bike Trails
- Space
- Wildlife
- Water
- Indoor
- Instead
- Dome or Bubble
- Allow

Chart Title



### Q11 How often do you visit Elk's Park?

Answered: 1,526 Skipped: 207

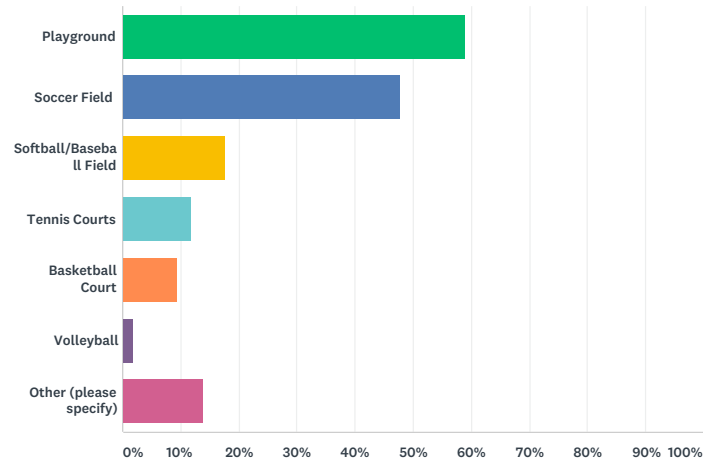


ANSWER CHOICES	RESPONSES	
Never	32.77%	500
1-6 times per year	40.17%	613
6-12 times per year	15.07%	230
2-3 times per month	6.09%	93
once a week	3.28%	50
more than once a week	2.62%	40
TOTAL		1,526

# Normandy Oaks Park

## Q12 What existing facilities do you use at Elk's Park?

Answered: 1,038 Skipped: 695



ANSWER CHOICES	RESPONSES	
Playground	58.96%	612
Soccer Field	47.78%	496
Softball/Baseball Field	17.63%	183
Tennis Courts	11.66%	121
Basketball Court	9.34%	97
Volleyball	1.83%	19
Other (please specify)	13.87%	144
Total Respondents: 1,038		

## Normandy Oaks Park

Q13 What things would you like to see maintained, added, removed, or improved at Elk's Park?

Answered: 489   Skipped: 1,244

Q13 What things would you like to see maintained, added, removed, or improved at Elk's Park?

Fence Rid Nice Splash Pad Trees Benches Bathrooms  
Walking Normandy Oaks Playscape  
Play Ground Play Structure Field  
Baseball Diamond Park Trails  
Basketball  
Tennis Courts Project Court  
Clean Volleyball Space Restrooms Pool Facilities  
Trash Cans Grass

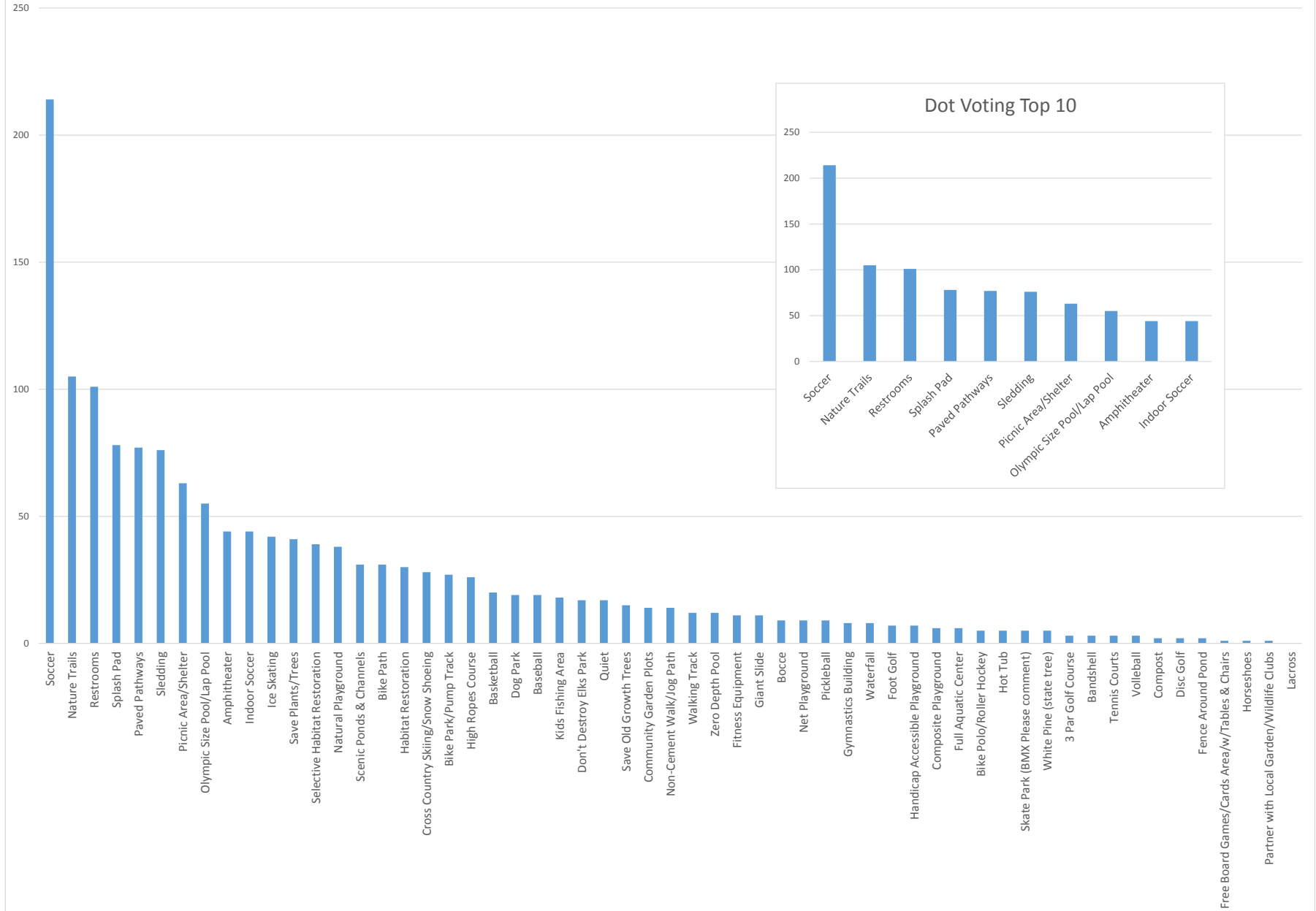
## Normandy Oaks Park

Q14 We are curious - Who are you?(This is an Optional Question and you don't have to answer this question if you don't want to be identified).

Answered: 753   Skipped: 980

ANSWER CHOICES	RESPONSES	
Name:	78.62%	592
Address:	76.36%	575
Phone Number:	53.25%	401
E-mail Address:	68.53%	516
How long have you been a resident at this location?	97.08%	731

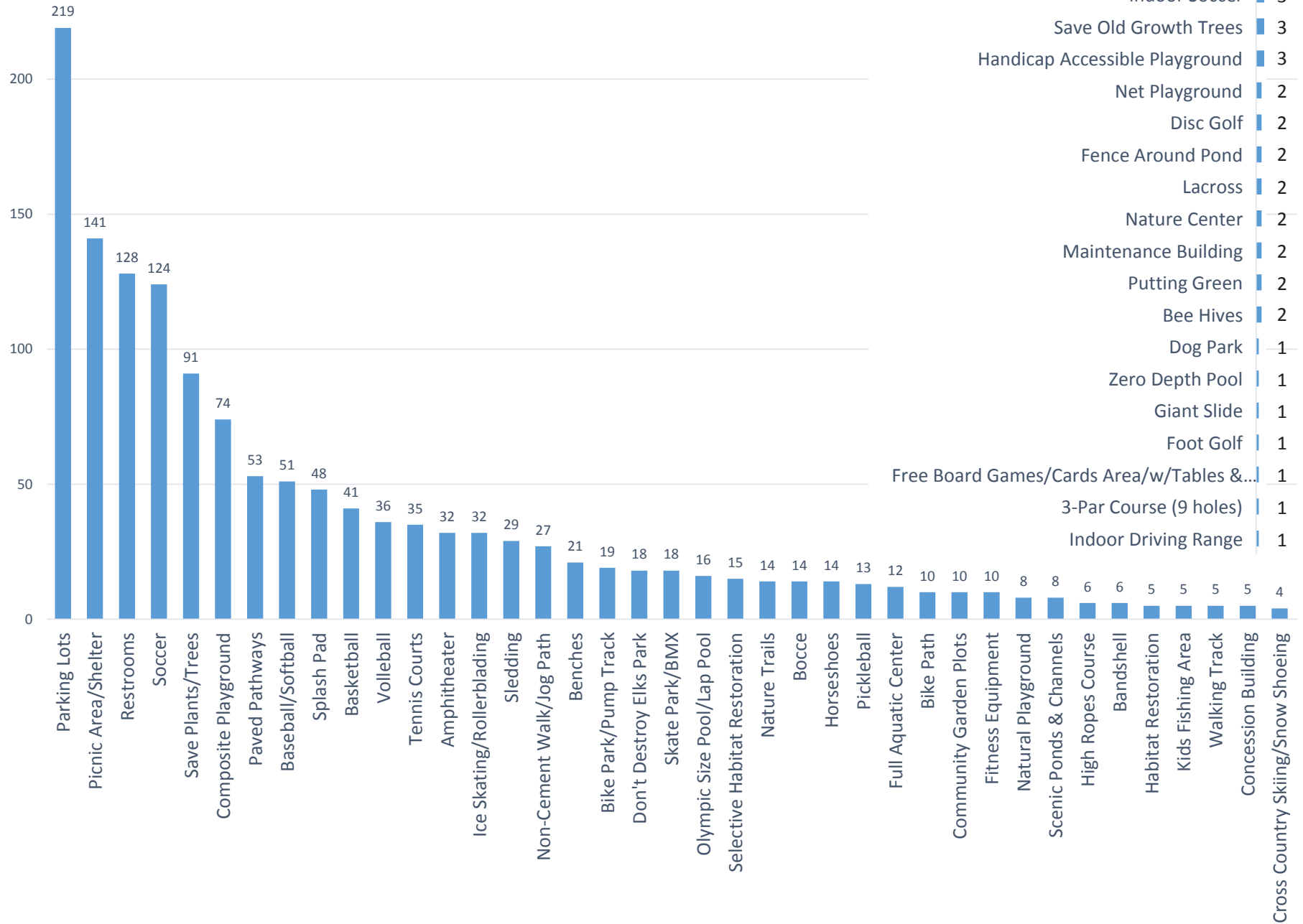
## Dot Voting Totals





# Frequency of Program Items on Participant Plans

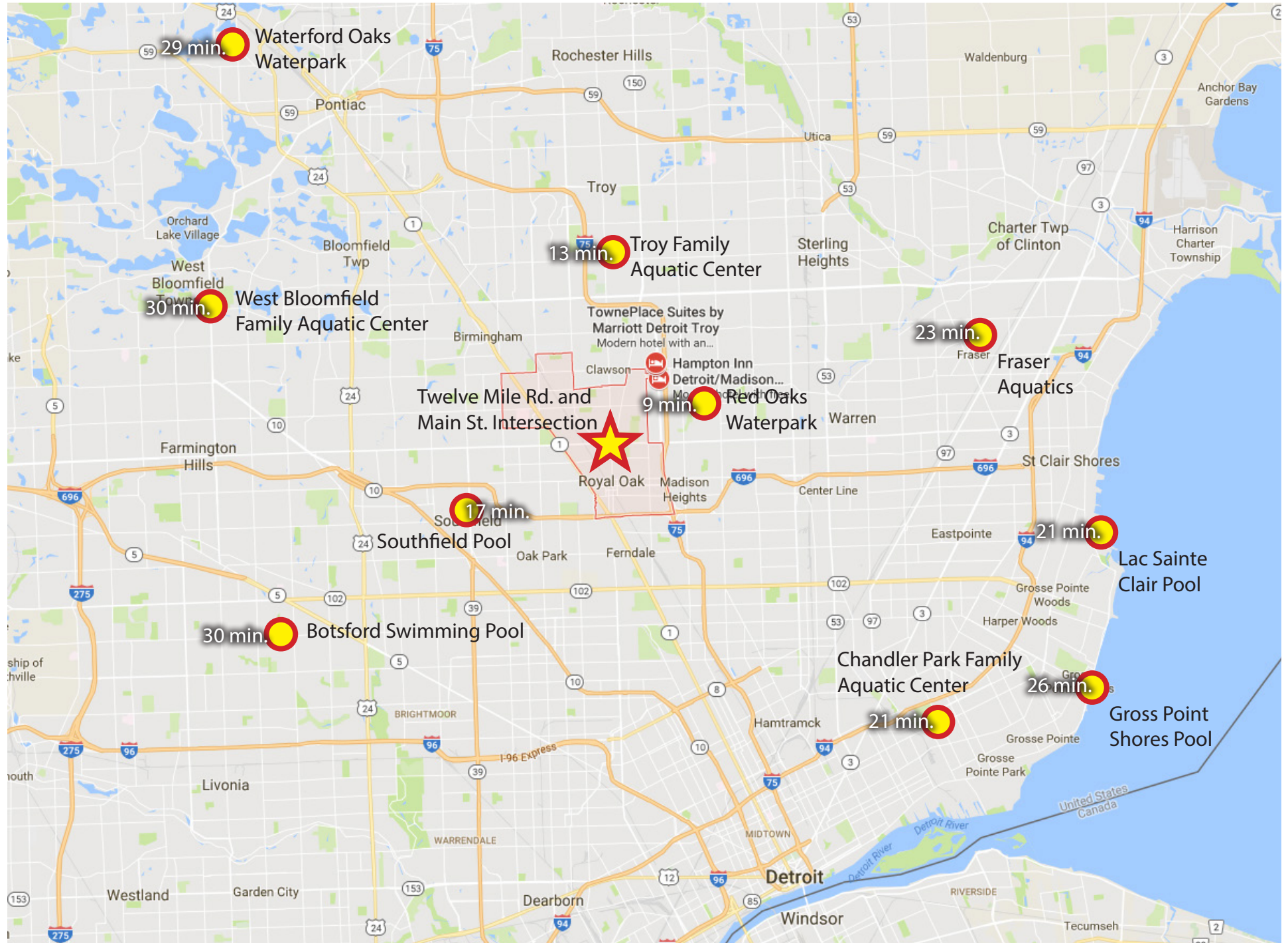
## Other items with 3 or less occurrences



# ESTIMATED FACILITY COSTS

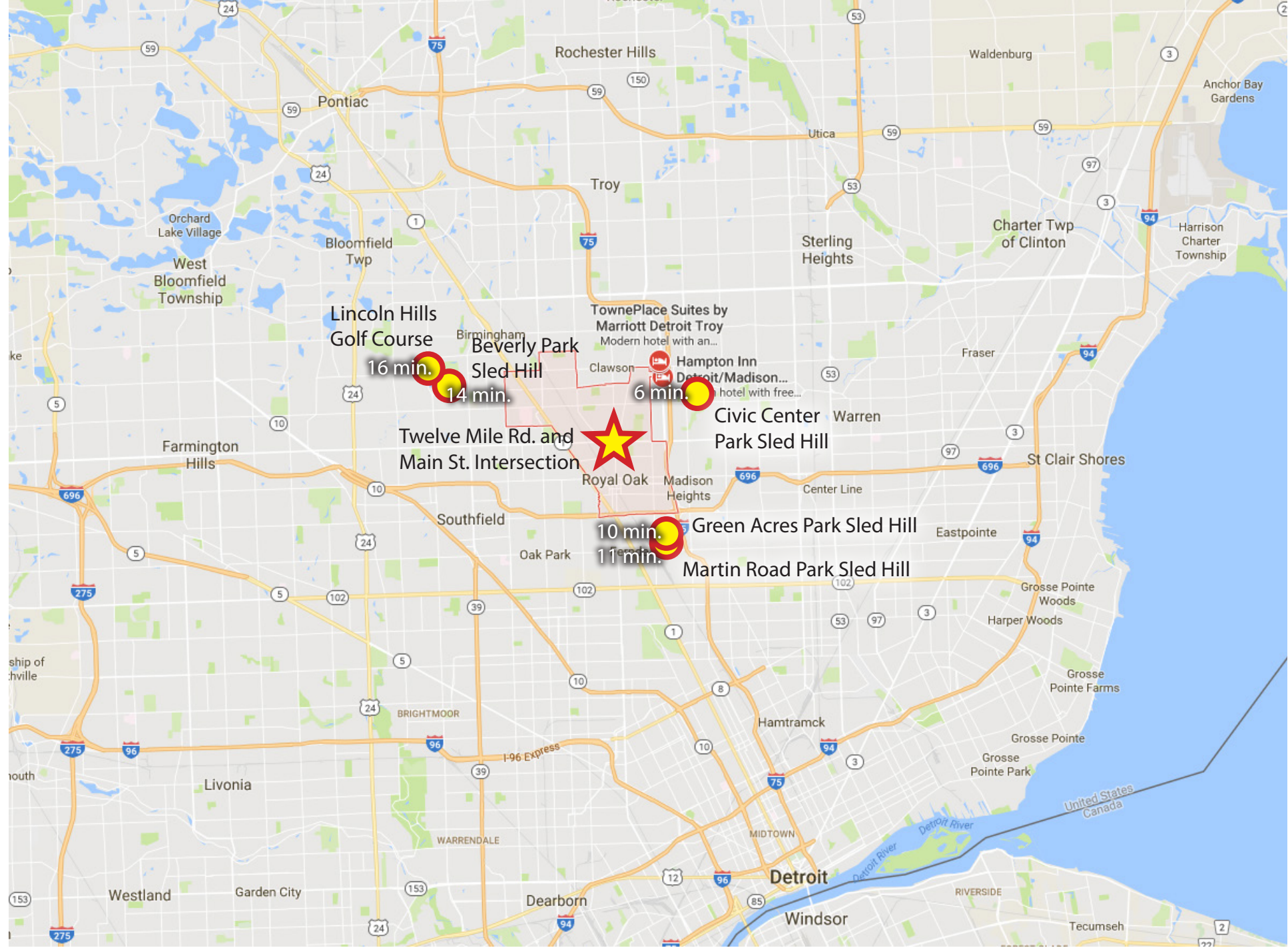
Item of Work	Low	High
Basketball	\$ 30,000.00	\$ 60,000.00
Bocce Court	\$ 25,000.00	\$ 50,000.00
Tennis Court	\$ 60,000.00	\$ 80,000.00
Pickleball	\$ 15,000.00	\$ 30,000.00
Picnic Shelter	\$ 25,000.00	\$ 80,000.00
Composite Playground	\$ 50,000.00	\$ 300,000.00
Horse Shoes	\$ 5,000.00	\$ 10,000.00
Restrooms	\$ 75,000.00	\$ 300,000.00
Paved Pathways (per Linear Foot)	\$ 150.00	\$ 200.00
Bridge/Boardwalk (per Linear Foot)	\$ 1,000.00	\$ 1,500.00
Amphitheater/Bandshell	\$ 150,000.00	\$ 500,000.00
Disc Golf	\$ 25,000.00	\$ 35,000.00
High Ropes Course	\$ 20,000.00	\$ 50,000.00
Selective Habitat Restoration (10 acres)	\$ 300,000.00	\$ 500,000.00
Skate Park	\$ 600,000.00	\$ 900,000.00
Full Aquadic Center	\$ 4,000,000.00	\$ 5,000,000.00
• Splash Pad	\$ 150,000.00	\$ 200,000.00
• Olympic Size Pool/Lap Pool	\$ 800,000.00	\$ 1,500,000.00
• Zero Depth Pool	\$ 700,000.00	\$ 1,000,000.00
Sand Volleyball	\$ 15,000.00	\$ 25,000.00
Soccer	\$ 30,000.00	\$ 60,000.00
Lacrosse	\$ 25,000.00	\$ 50,000.00
Baseball	\$ 80,000.00	\$ 160,000.00
Softball	\$ 75,000.00	\$ 150,000.00
Fitness Equipment	\$ 30,000.00	\$ 60,000.00
Bike Park/Pump Track	\$ 100,000.00	\$ 200,000.00
Ice Skating	\$ 10,000.00	\$ 80,000.00
Artificial Turf Sports Field	\$ 700,000.00	\$ 900,000.00

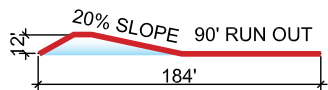
## Distance to Swimming Pools



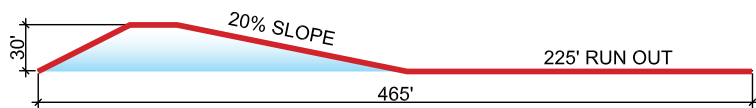


This map illustrates the Detroit metropolitan area, highlighting travel times to Sled Hill from various locations. A yellow star marks the 'Twelve Mile Rd. and Main St. Intersection' as the central point. Red circles with travel times are placed at several locations: Lincoln Hills Golf Course (16 min.), Beverly Park (14 min.), TownePlace Suites by Marriott Detroit Troy (6 min.), Green Acres Park Sled Hill (10 min.), and Martin Road Park Sled Hill (11 min.). The map shows major highways including I-75, I-94, and I-696, and labels for various cities and townships such as Detroit, Troy, Farmington Hills, and Livonia. The Detroit River and the United States-Canada border are also visible.

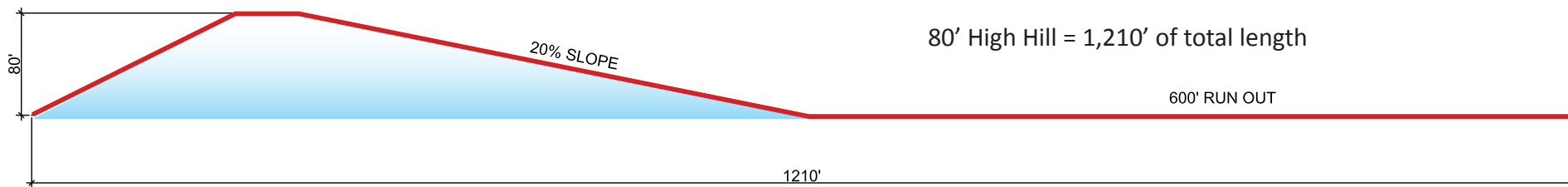




12' High Hill = 184' of total length



30' High Hill = 465' of total length



80' High Hill = 1,210' of total length