




# Download eBooks & Audiobooks to the OverDrive App

Install the OverDrive app on your smartphone or tablet device to download popular ebooks and audiobooks. Midwest collaborative for Library Services is the shared collection of OverDrive titles through The Library Network (TLN) cooperative. Royal Oak residents, **sign-in first** with your library card and PIN to make sure you are viewing all the titles available to you in Royal Oak's own ebook and audiobook collection.

## Step 1 - Install the OverDrive App from your device's app store.



- Enter **OverDrive** in the search box.
- Tap **Install**

## Step 2 - Open the app and create an OverDrive account.

Use your Facebook account or email address to sign up and then create a quick profile of your favorite genres.

Sign up for an OverDrive account

Your OverDrive account can sync your libraries, saved searches, and reading or listening position across multiple devices. We make enjoying your favorite eBook or audiobook easy—on your phone and on your tablet.

[Sign up with Facebook](#)

or

Enter your details:

Name

Email address

Email again

Set a password:

Your password must be at least 8 characters.

Password

Email me recommendations and trending titles

By clicking "Sign up," you are confirming that you're 13 or older and agreeing to the [Terms and Conditions](#).

[Sign up](#)







### Step 3 – To access the Download Destination collection...

Open the app and tap the menu ≡ button on the top of the screen. Select **Manage Libraries**. Tap the + and type in Royal Oak. Select **Royal Oak Public Library** from the list. Select **Download Destination** by tapping the star. ★

### Step 4 – Find and Check Out eBooks & Audiobooks.

Open the app, tap on the + Add a title option, or tap the menu ≡ and select Download Destination. When it opens, **sign-in** and then search for eBooks and audiobooks using the mobile catalog.

### Once you find a book...

-If it's **AVAILABLE**, tap the **borrow** button and it will be added to your Loans . If you'd like more information about the title, tap the book cover. If you'd like to check it out, tap **BORROW FOR 21 DAYS** . The loan timeframe of 7, 14 or 21 days can be selected here.

-If the book is checked out, it will indicate **WAIT LIST** on the top of the cover. Tap **Place a Hold** and you will be notified by email when it is available.

-To read or listen on the app's bookshelf (offline), tap **Download** and then select your preferred format.



**Please note:** Select the EPUB ebook format to read on the OverDrive app. If you select the Kindle Book format, you will need to install the Kindle app onto your device.

Return items early through the app - press and hold the book cover and select 'RETURN TO LIBRARY'.