



Download library eBooks to your Kindle eReader

Kindle Fire tablet users may also install the OverDrive app – see separate handout.

Get started by going to www.ropl.org. Click on **Downloadables** to access OverDrive's Download Destination, the portal for checking out and downloading free library ebooks. Some may find it easier to use a separate computer or tablet to browse and checkout titles to a Kindle eReader.



Sign-in. Click on the magnifying glass to enter a keyword search or use the advanced search options to find Kindle ebooks.



Subjects Collections Kids Teens

Language Feedback Help



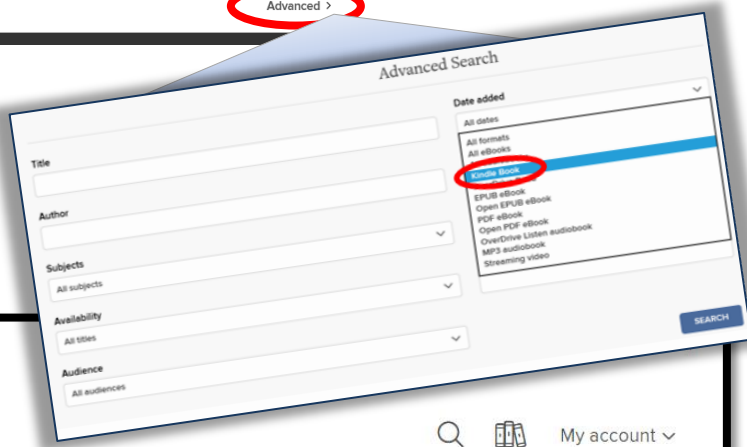
Search

Advanced >

To check out digital items...

-If it's available, click **Borrow**.

-If it's checked out, click **Place a Hold** to get on the wait list. You'll be notified by Email when it's available.




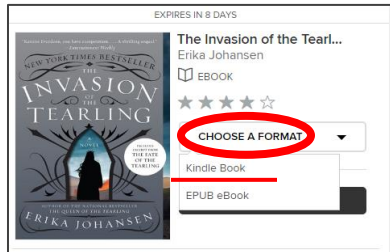
The screenshot shows the 'Just In' section of the website. It features six book cards:

- Rogue Lawyer** by John Grisham: Status 'AVAILABLE', button 'BORROW'.
- Brotherhood in Death** by J. D. Robb: Status 'AVAILABLE', button 'BORROW'.
- The Girl in the Spider's Web** by David Lagercrantz: Status 'AVAILABLE', button 'BORROW'.
- My Name Is Lucy Barton** by Elizabeth Strout: Status 'AVAILABLE', button 'BORROW'.
- Dominated** by Maya Banks: Status 'WAIT LIST', button 'PLACE A HOLD'.
- Escape Clause** by John Sandford: Status 'WAIT LIST', button 'PLACE A HOLD'.

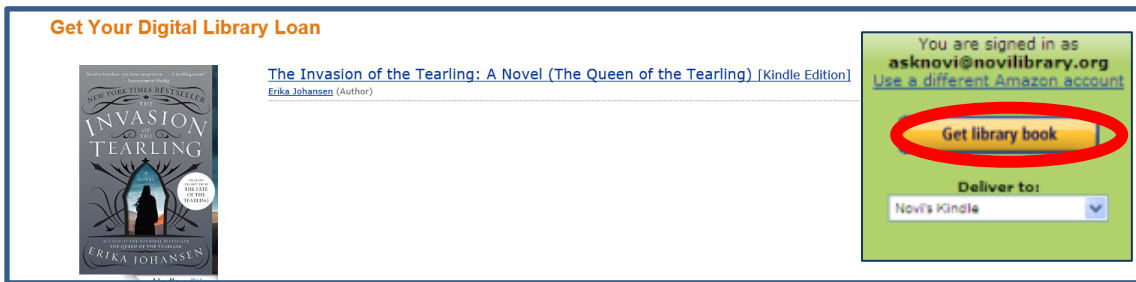




After you borrow an eBook, go to your **Loans**  page. From there, select **Choose a Format**, then **Kindle Book**. You'll be taken to Amazon's website to complete your checkout. Kindle users will be prompted to sign into their Amazon account if not already logged in.



At this point, the book can be returned if you do not want it. However, once it's synced to your device, it can only be returned early through Amazon's **Manage your Content and Devices** section.



Click **Get Library Book** and select the Kindle device you'd like your ebook delivered to.

Your Kindle eReader must be connected to the internet to download library Kindle Books from Amazon. If you don't have a Wi-Fi connection, you will need to transfer the Kindle Book from your computer to your Kindle eReader via USB.

- The eBook lending period of 7, 14 or 21 days can be adjusted in the account settings area of the Download Destination web page.

An eBook CAN BE RETURNED EARLY by going to the **'Your Content and Devices'** section of your Amazon account (sign-in if needed).

- Click on the **'Action'** drop-down menu and select **'return this book.'**

