




TAKE A LOOK


"IN ALL THINGS OF
NATURE THERE IS
SOMETHING OF THE
MARVELOUS."

Aristotle

THE ABC'S OF NATURE JOURNALING

One easy way to find topics for your field notebook is to use the alphabet. Begin by looking for something that begins with the letter 'A.' For example, find an acorn , then look for a bird , a cattail plant  and so on.


Use your field notebook to sketch your find. Always record the date, time, weather and any questions you may have about your observation for further research.



ON THE NATURE TRAIL What Will You Find?

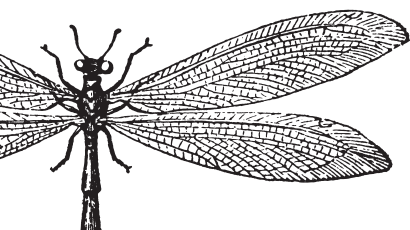
WHAT KINDS OF LEAVES DO YOU SEE?

Leaves come in all shapes and sizes. Look for plant and tree leaves along the trail. How many different kind of leaves can you find? Sketch them in your field notebook.




WHAT KINDS OF WILDLIFE DO YOU SEE?

Look and listen for small mammals, birds and insects and note where you found them on the trail map. (See map inside.)



TRAIL TIP
If you walk and
talk quietly you
are more likely to
see wildlife.

PARK RULES



- No glass containers
- No overnight parking or camping
- No littering
- No alcohol
- No fires, fireworks
- No golfing
- No metal detectors
- No fishing
- No swimming in the retention ponds
- Pets must be on a leash
- Noise ordinance enforced
- Parents are responsible for supervising their children
- Please keep park clean



Royal Oak
RECREATION

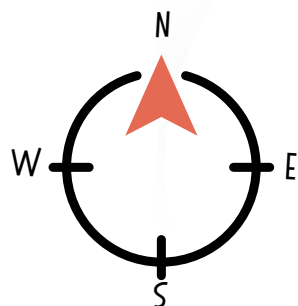
**OAKLAND
COUNTY PARKS**

NAKOTA ROAD

X MARKS THE SPOT!

Use this map to mark your finds along the trail. 🐦 🌿 🐿

DIELEMER BLVD



WHAT TO BRING ON YOUR NATURE WALK

Bring your mini notebook, something to write with, and a water bottle. If you own a magnifying glass or binoculars, bring those, too!



LEAVE YOUR NATURE FINDS FOR OTHERS TO SEE, BUT TAKE ALL YOUR TRASH WITH YOU!

